
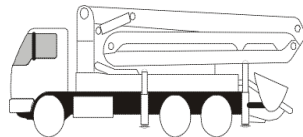
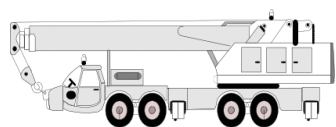


**SPECIAL PURPOSE VEHICLE OVER 4.5T
 CLASSIFICATION REPORT**
 (CROSS (X) BOX APPROPRIATE TO CONFIGURATION OF VEHICLE)

<p align="center">Plant based vehicle</p>  <p>This category of vehicle does not require inspection prior to registration</p>	<p align="center">SPECIAL PURPOSE VEHICLE Plant based only</p> <p>No. of Axles on Vehicles Fee Code</p> <p>Any Number PSV <input type="checkbox"/></p>
<p align="center">Truck or trailer based vehicle that does not exceed the legal axle mass limit on any axle or axle group.</p>  <p>This category of vehicle requires inspection prior to registration or reclassification</p>	<p align="center">SPECIAL PURPOSE VEHICLE Truck or trailer based only Does not exceed the legal axle mass limit on any axle</p> <p>No. of Axles on Vehicle Fee Code</p> <p>1 TV1 <input type="checkbox"/></p> <p>2 TV2 <input type="checkbox"/></p> <p>3 TV3 <input type="checkbox"/></p> <p>4 TV4 <input type="checkbox"/></p> <p>5 TV5 <input type="checkbox"/></p> <p>6 TV6 <input type="checkbox"/></p>
<p align="center">Truck or trailer based vehicle that exceeds the legal axle mass limit on any axle or axle group.</p>  <p>This category of vehicle requires inspection prior to registration or reclassification</p>	<p align="center">SPECIAL PURPOSE VEHICLE Truck or trailer based only Exceeds the legal axle mass limit on any axle</p> <p>No. of Axles on Vehicle Fee Code</p> <p>1 or 2 SV2 <input type="checkbox"/></p> <p>3 SV3 <input type="checkbox"/></p> <p>4 SV4 <input type="checkbox"/></p> <p>5 SV5 <input type="checkbox"/></p> <p>6 SV6 <input type="checkbox"/></p>

I, _____ **THE REGISTERED OPERATOR/(S)**
AGENT, STATE THAT –

- THIS VEHICLE IS/IS NOT NOMINATED TO TOW A HEAVY TRAILER
- THE CHARGING CATEGORY FOR THIS VEHICLE IS CORRECT

 SIGNATURE OF REGISTERED OPERATOR/(S) WITNESS TO SIGN DATE