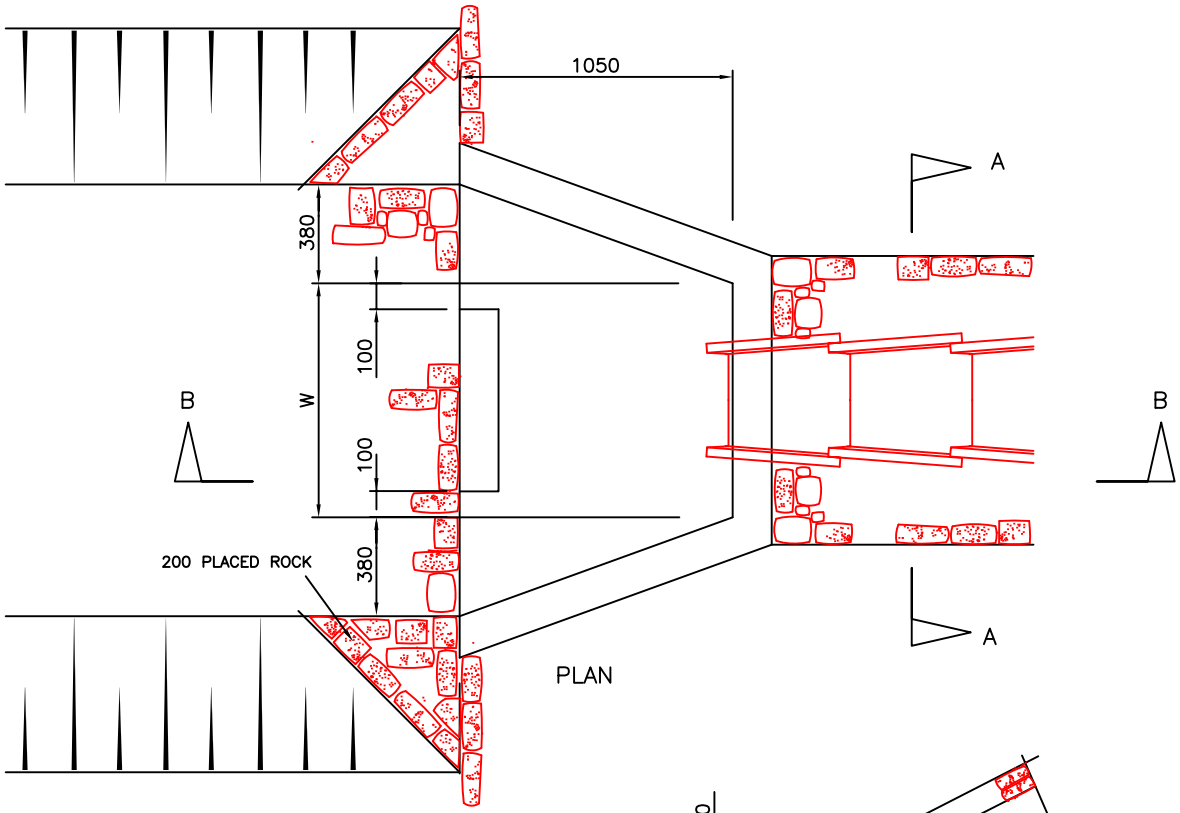

PLAN

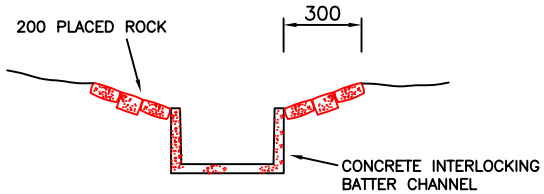

SECTION A –A

NOTES:–

1. ALL REINFORCEMENT SHALL BE CONTINUOUS BETWEEN WALLS AND FLOOR AND SHALL BE PLACED CENTRALLY. MINIMUM OF 50mm COVER.

2. DIMENSION W = 930 FOR SINGLE ROW CHANNELS
   W = 1450 FOR DOUBLE ROW CHANNELS
   W = 1990 FOR TRIPLE ROW CHANNELS

3. GRADE N25 CONCRETE.

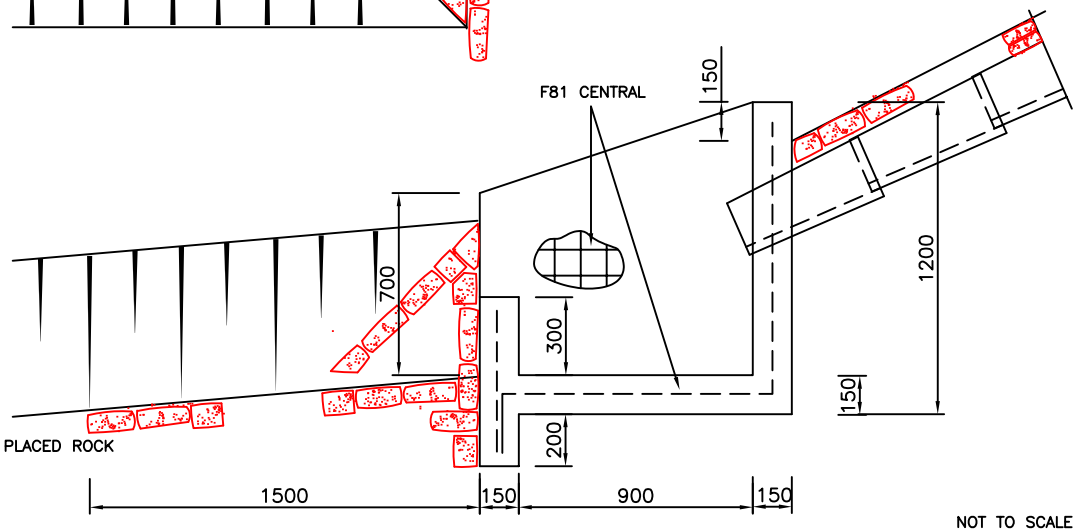

SECTION B –B

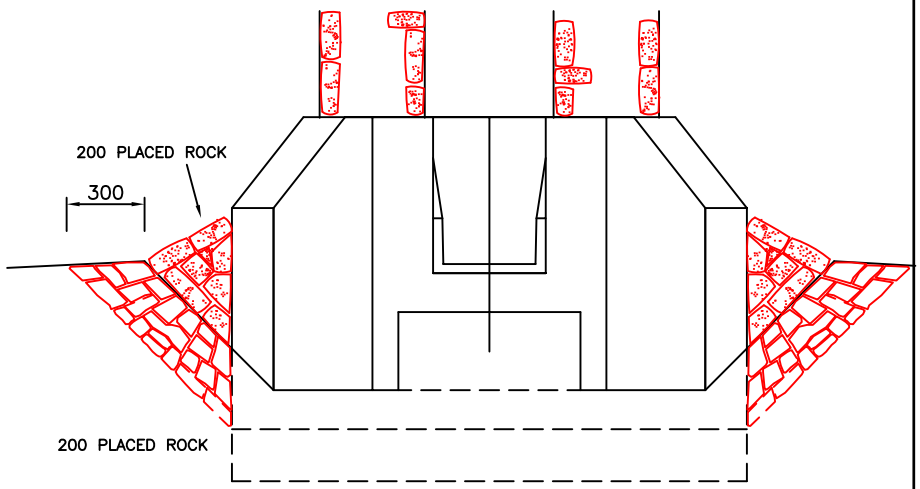

ELEVATION

NOTE:–
DETAILS OF OUTFALL HAVE BEEN OMITTED FOR CLARITY.

NOT TO SCALE
ALL DIMENSIONS ARE IN MILLIMETRES.

No.	AMENDMENTS	CHECKED	DATE	APPROVED
1	F82 TO F81		15–4–96	R.W.

DRAFTING		DESIGN	
DRAWN	MAY 92	DESIGNED R.R.W.	DATE MAY 92
CHECKED D. PEARCE	DATE 31/8/92	RECOMMENDED/CHECKED R. JENNI	DATE 31/8/92
APPROVED D. PEARCE	DATE 31/8/92	ACCEPTED R. WILSON	DATE 20/5/92

DEPARTMENT OF INFRASTRUCTURE, ENERGY AND RESOURCES, TASMANIA

ENERGY DISSIPATOR FOR BATTER DRAIN

FROM LINK No. / DISTANCE	TO LINK No. / DISTANCE
CONTRACT No.	SHEET No.

DRG. No. 3402–2/P33–1