

Version 6.0
May 2022

Tasmanian Class One Load Carrying Vehicle Guide



Contents

Amendment Record.....	4
Tasmanian Class One Load Carrying Vehicle Guide.....	5
PART 1: Eligible Vehicle definitions	6
Tasmanian Load Carrying 1 (TLC1): Over dimensional only	6
TLC1 Dimension Limits:.....	6
Tasmanian Load Carrying 2 (TLC2): Trailer (4 tyres/axle).....	7
TLC2 Dimension Limits:.....	7
TLC2-1	7
TLC2-2	7
TLC2-3	8
TLC2-4	8
TLC2-5	8
Tasmanian Load Carrying 3 (TLC3): Trailer (8 tyres/axle).....	9
TLC3 Dimension Limits:.....	9
TLC3-1	9
TLC3-3	9
TLC3-5	10
Tasmanian Load Carrying 4 (TLC4): Dolly (2 axles, 4 tyres/axle), Trailer (4 tyres/axle)	11
TLC4 Dimension Limits:.....	11
TLC4-1	11
TLC4-2	11
Tasmanian Load Carrying 4 (TLC4): Dolly (2 axles, 4 tyres/axle), Trailer (4 tyres/axle) - Continued.....	12
TLC4-3	12
TLC4-4	12
Tasmanian Load Carrying 5 (TLC5): Dolly (2 axles, 4 tyres/axle), Trailer (8 tyres/axle)	13
TLC5 Dimension Limits:.....	13
TLC5-1	13
TLC5-3	13
Tasmanian Load Carrying 6 (TLC6): Dolly (2 axles, 8 tyres/axle), Trailer (8 tyres/axle)	14
TLC6 Dimension Limits:.....	14
TLC6-1	14
TLC6-3	14
Tasmanian Load Carrying 7 (TLC7): Dolly (2 axles, 8 tyres/axle), Trailer (4 tyres/axle)	15
TLC7 Dimension Limits:.....	15

TLC7-1	15
PART 2: Permissible masses.....	16
PART 2.1: Maximum permissible drive axle group masses	16
Tasmanian Load Carrying 1 (TLC1): Over dimensional only	17
Tasmanian Load Carrying 2 (TLC2): Trailer (4 tyres/axle).....	17
TLC2-1:	17
TLC2-1SW:.....	18
TLC2-2:	19
TLC2-3:	20
TLC2-4:	21
TLC2-5:	22
Tasmanian Load Carrying 3 (TLC3): Trailer (8 tyres/axle).....	23
TLC3-1:	23
TLC3-3:	25
TLC3-5:	27
TLC4-1:	28
TLC4-1SW:.....	29
TLC4-2:	30
TLC4-3:	31
TLC4-4:	32
TLC5-1:	33
TLC5-3:	35
Tasmanian Load Carrying 6 (TLC6): Dolly (2 axles, 8 tyres/axle), Trailer (8 tyres/axle)	37
TLC6-1:	37
TLC6-3:	41
Tasmanian Load Carrying 7 (TLC7): Dolly (2 axles, 8 tyres/axle), Trailer (4 tyres/axle)	46
TLC7-1:	46
TLC7-1SW:.....	49
Appendix 1: Self-Assessment Tool	52

Amendment Record

[illegible]

Tasmanian Class One Load Carrying Vehicle Guide

Introduction

This guide defines the types of class 1 load-carrying vehicles that are eligible for operation under the *Tasmania Class 1 (Load Carrying) Heavy Vehicle Mass and Dimension Exemption (Notice) 2022* (the Notice).

It is split into two parts. Part 1 defines the vehicle designators and outlines descriptions and general dimensional requirements. Part 2 defines the legally permissible masses as provided for in the Notice.

Please note that the steer axle mass exemption will apply to *complying steer axle vehicles* as defined in the *Heavy Vehicle National Law* (HVNL), which can be found on the NHVR website (<http://www.nhvr.gov.au>). These vehicles will be able to operate with a maximum of 6.5t on the steer axle despite values of 6.0t listed in the tables in this Guide.

There are three mass schemes defined under this Guide denoted by an 'A', 'B' or 'C' suffix to the vehicle designators. Greater levels of access are available as the mass suffix progresses - a mass suffix of 'A' has the least network access while a mass suffix of 'C' has the greatest network access.

Available networks for each vehicle designator and mass scheme can be found at https://www.transport.tas.gov.au/vehicles_and_vehicle_inspections/heavy_vehicles/Heavy_vehicle_access

The Guide includes (in appendix 1) a Self-Assessment Tool which will assist in determining which vehicle designators (TLC2 to TLC7) apply. The Self-Assessment Tool will not provide the suffix denoting the mass scheme.

Note: TLC 1 is not included in the Self-Assessment tool as it applies to over-dimensional loads only.

Disclaimer

If there is an inconsistency between this guide and the Notice, the Notice prevails.

PART 1: Eligible Vehicle definitions

This part contains the definitions of the vehicles eligible to operate under the *Tasmania Class 1 (Load Carrying) Heavy Vehicle Mass and Dimension Exemption (Notice) 2022*. The permissible masses for these vehicles are contained in Part 2 of this Guide. The vehicle designators listed here, in conjunction with the suffix (A, B or C) denoting the mass scheme, correspond to the networks found at

https://www.transport.tas.gov.au/vehicles_and_vehicle_inspections/heavy_vehicles/Heavy_vehicle_access

Tasmanian Load Carrying 1 (TLC1): Over dimensional only

TLC1 Dimension Limits:

Width: Maximum 5.5m

Length: Maximum 30.0m

Height: Maximum 5.0m

Any heavy vehicle or combination that is a class 1 load-carrying vehicle, that otherwise complies with general mass limits is categorised as a TLC1 vehicle. This includes low-loaders, semi-trailers, rigid trucks, or rigid trucks towing trailers.

Refer to section 7(2) of the Notice for specific conditions regarding rigid trucks, or rigid trucks towing trailers. These must operate at their prescribed lengths.

Refer to section 9(3) of the Notice for specific conditions regarding loads higher than 4.8m. These must be carried on an eligible vehicle or trailer with a deck height no more than 1.2m above the ground.

Rear overhang for TLC1 which are trucks or truck and trailer combinations may not exceed prescribed rear overhang limits under this notice. For loaded prime mover and trailer combinations (including both semi trailer and low-loader configurations) refer to section 9(4) and Table 2 of the Notice for maximum rear overhang requirements. This is copied below.

9(4) The rear overhang of a loaded prime mover and trailer combination must not exceed the lesser of the limits in table 2, or 25% of the length of the combination.

Table 2 – Maximum rear overhang – prime mover and trailer combination

Length of vehicle and load (m)		Maximum Rear overhang (m)
Over	Up to and including	
-	25.0	5.5
25.0	26.0	6.4
26.0	27.0	6.7
27.0	28.0	7.0
28.0	29.0	7.3
29.0	30.0	7.6

Note- Please refer to section 7(2) for specific conditions regarding truck and trailer combinations. These must operate at their prescribed rear overhangs

Note—

A TLC1 must be carrying an indivisible load.

For unladen travel of semi-trailers, rigid truck or rigid truck and trailer combinations dimensions must not exceed prescribed dimensions. For unladen low-loaders refer to eligible vehicles in sections 5(1)(b) and 9(2) of the notice.

Tasmanian Load Carrying 2 (TLC2): Trailer (4 tyres/axle)

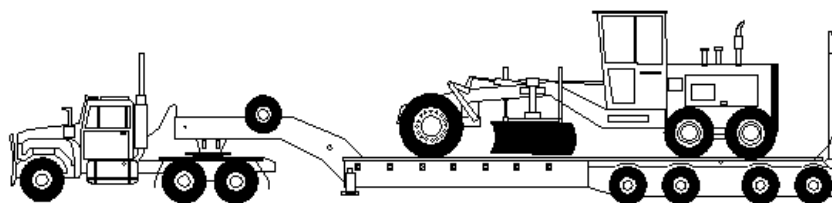
TLC2 Dimension Limits:

Width: Maximum 4.5m

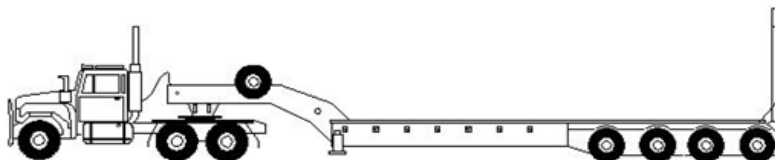
Length: Maximum 26.0m

Height: Maximum 5.0m

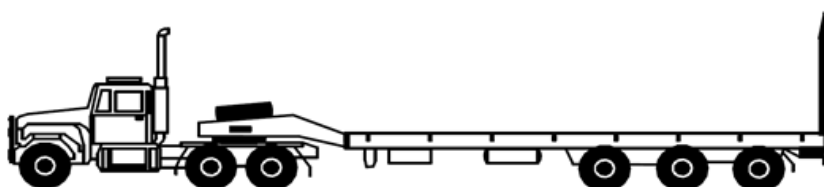
Vehicle Designator	<i>TLC2-1</i>
Vehicle Description	<p>A single steer, dual-drive tandem axle group prime mover towing a low loader with a spread quad axle group with 4 tyres per axle.</p> <p>SW – ‘Steering Widener’ - A single steer, dual-drive tandem axle group prime mover towing a low loader with a spread quad axle group with two spreadable axles and two fixed steerable axles with 4 tyres per axle.</p>
Notes	<ul style="list-style-type: none"> • Minimum axle spacing between 1st and 2nd axle is 3.2m • Minimum axle spacing between 3rd and 4th axle is 6.0m • Minimum trailer axle spacing is 1.2m, 2.4m, 1.2m • Refer <i>Tasmania Class One Load Carrying Vehicles Mass and Dimension Exemption Notice 2022</i> for other requirements



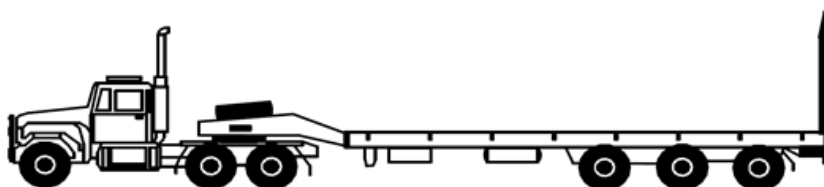
Vehicle Designator	<i>TLC2-2</i>
Vehicle Description	A single steer, dual-drive tandem axle group prime mover towing a low loader with a closed quad axle group with 4 tyres per axle.
Notes	<ul style="list-style-type: none"> • Minimum axle spacing between 1st and 2nd axle is 3.2m • Minimum axle spacing between 3rd and 4th axle is 6.0m • Minimum trailer axle spacing is 1.2m • Refer <i>Tasmania Class One Load Carrying Vehicles Mass and Dimension Exemption Notice 2022</i> for other requirements



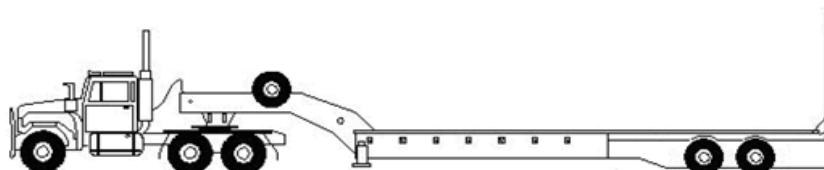
Vehicle Designator	<i>TLC2-3</i>
Vehicle Description	A single steer, dual-drive tandem axle group prime mover towing a low loader with a spread tri-axle group with 4 tyres per axle.
Notes	<ul style="list-style-type: none"> • Minimum axle spacing between 1st and 2nd axle is 3.2m • Minimum axle spacing between 3rd and 4th axle is 6.0m • Minimum trailer axle spacing is 1.8m • Refer <i>Tasmania Class One Load Carrying Vehicles Mass and Dimension Exemption Notice 2022</i> for other requirements



Vehicle Designator	<i>TLC2-4</i>
Vehicle Description	A single steer, dual-drive tandem axle group prime mover towing a low loader with a closed tri-axle group with 4 tyres per axle.
Notes	<ul style="list-style-type: none"> • Minimum axle spacing between 1st and 2nd axle is 3.2m • Minimum axle spacing between 3rd and 4th axle is 6.0m • Minimum trailer axle spacing is 1.2m • Refer <i>Tasmania Class One Load Carrying Vehicles Mass and Dimension Exemption Notice 2022</i> for other requirements



Vehicle Designator	<i>TLC2-5</i>
Vehicle Description	A single steer, dual-drive tandem axle group prime mover towing a low loader with a closed tandem axle group with 4 tyres per axle.
Notes	<ul style="list-style-type: none"> • Minimum axle spacing between 1st and 2nd axle is 3.2m • Minimum axle spacing between 3rd and 4th axle is 6.0m • Minimum trailer axle spacing is 1.2m • Refer <i>Tasmania Class One Load Carrying Vehicles Mass and Dimension Exemption Notice 2022</i> for other requirements



Tasmanian Load Carrying 3 (TLC3): Trailer (8 tyres/axle)

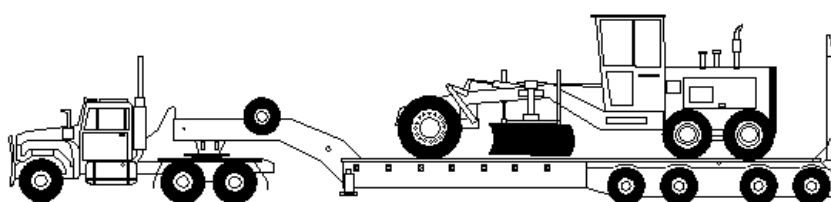
TLC3 Dimension Limits:

Width: Maximum 5.0m

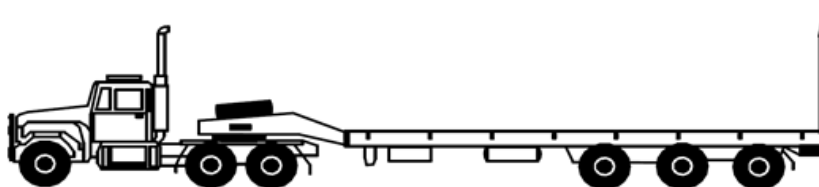
Length: Maximum 26.0m

Height: Maximum 5.0m

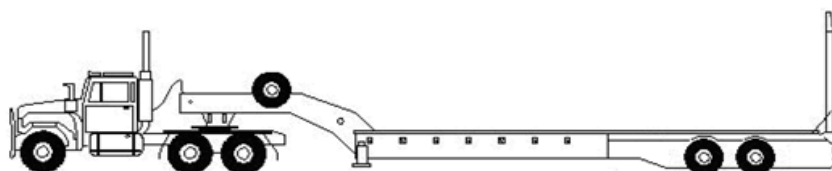
Vehicle Designator	<i>TLC3-1</i>
Vehicle Description	A single steer, dual-drive tandem axle group prime mover towing a low loader with a spread quad axle group with 8 tyres per axle.
Notes	<ul style="list-style-type: none"> • Minimum axle spacing between 1st and 2nd axle is 3.2m • Minimum axle spacing between 3rd and 4th axle is 6.0m • Minimum trailer axle spacing is 1.2m, 2.4m, 1.2m • Refer <i>Tasmania Class One Load Carrying Vehicles Mass and Dimension Exemption Notice 2022</i> for other requirements



Vehicle Designator	<i>TLC3-3</i>
Vehicle Description	A single steer, dual-drive tandem axle group prime mover towing a low loader with a spread tri-axle group with 8 tyres per axle.
Notes	<ul style="list-style-type: none"> • Minimum axle spacing between 1st and 2nd axle is 3.2m • Minimum axle spacing between 3rd and 4th axle is 6.0m • Minimum trailer axle spacing is 1.8m • Refer <i>Tasmania Class One Load Carrying Vehicles Mass and Dimension Exemption Notice 2022</i> for other requirements



Vehicle Designator	<i>TLC3-5</i>
Vehicle Description	A single steer, dual-drive tandem axle group prime mover towing a low loader with a closed tandem-axle group with 8 tyres per axle.
Notes	<ul style="list-style-type: none"> • Minimum axle spacing between 1st and 2nd axle is 3.2m • Minimum axle spacing between 3rd and 4th axle is 6.0m • Minimum trailer axle spacing is 1.2m • Refer <i>Tasmania Class One Load Carrying Vehicles Mass and Dimension Exemption Notice 2022</i> for other requirements



Tasmanian Load Carrying 4 (TLC4): Dolly (2 axles, 4 tyres/axle), Trailer (4 tyres/axle)

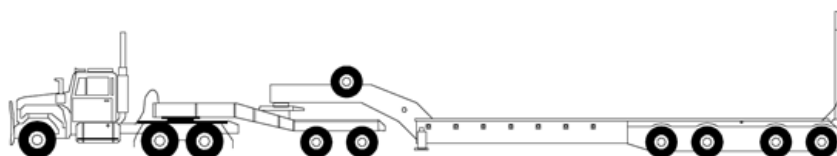
TLC4 Dimension Limits:

Width: Maximum 5.0m

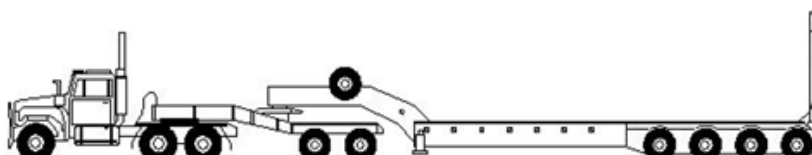
Length: Maximum 30.0m

Height: Maximum 5.0m

Vehicle Designator	<i>TLC4-1</i>
Vehicle Description	<p>A single steer, dual-drive tandem axle group prime mover towing a low loader dolly with a tandem axle group with 4 tyres per axle and a low loader with a spread quad-axle group with 4 tyres per axle.</p> <p>SW – ‘Steering Widener’ - A single steer, dual-drive tandem axle group prime mover towing a low loader dolly with a tandem axle group with 4 tyres per axle and a low loader with a spread quad axle group with two spreadable axles and two fixed steerable axles with 4 tyres per axle.</p>
Notes	<ul style="list-style-type: none"> • Minimum axle spacing between 1st and 2nd axle is 3.2m • Minimum axle spacing between 5th and 6th axle is 6.0m • Minimum axle spacing between 2nd and 5th axle is 5.0m • Minimum trailer axle spacing is 1.2m, 2.4m, 1.2m • Refer <i>Tasmania Class One Load Carrying Vehicles Mass and Dimension Exemption Notice 2022</i> for other requirements

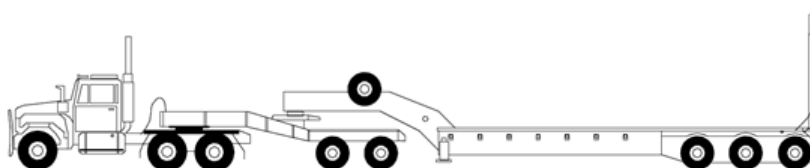


Vehicle Designator	<i>TLC4-2</i>
Vehicle Description	<p>A single steer, dual-drive tandem axle group prime mover towing a low loader dolly with a tandem axle group with 4 tyres per axle and a low loader with a closed quad - axle group with 4 tyres per axle.</p>
Notes	<ul style="list-style-type: none"> • Minimum axle spacing between 1st and 2nd axle is 3.2m • Minimum axle spacing between 5th and 6th axle is 6.0m • Minimum axle spacing between 2nd and 5th axle is 5.0m • Minimum trailer axle spacing is 1.2m • Refer <i>Tasmania Class One Load Carrying Vehicles Mass and Dimension Exemption Notice 2022</i> for other requirements

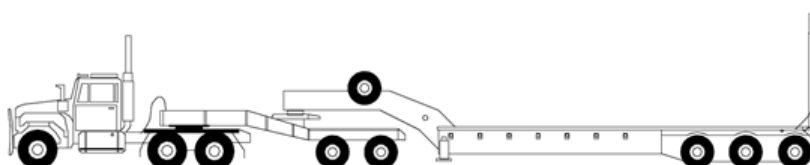


Tasmanian Load Carrying 4 (TLC4): Dolly (2 axles, 4 tyres/axle), Trailer (4 tyres/axle) - Continued

Vehicle Designator	<i>TLC4-3</i>
Vehicle Description	A single steer, dual-drive tandem axle group prime mover towing a low loader dolly with a tandem axle group with 4 tyres per axle and a low loader with a spread tri - axle group with 4 tyres per axle.
Notes	<ul style="list-style-type: none"> • Minimum axle spacing between 1st and 2nd axle is 3.2m • Minimum axle spacing between 5th and 6th axle is 6.0m • Minimum axle spacing between 2nd and 5th axle is 5.0m • Minimum trailer axle spacing is 1.8m • Refer <i>Tasmania Class One Load Carrying Vehicles Mass and Dimension Exemption Notice 2022</i> for other requirements



Vehicle Designator	<i>TLC4-4</i>
Vehicle Description	A single steer, dual-drive tandem axle group prime mover towing a low loader dolly with a tandem axle group with 4 tyres per axle and a low loader with a closed tri - axle group with 4 tyres per axle.
Notes	<ul style="list-style-type: none"> • Minimum axle spacing between 1st and 2nd axle is 3.2m • Minimum axle spacing between 5th and 6th axle is 6.0m • Minimum axle spacing between 2nd and 5th axle is 5.0m • Minimum trailer axle spacing is 1.2m • Refer <i>Tasmania Class One Load Carrying Vehicles Mass and Dimension Exemption Notice 2022</i> for other requirements



Tasmanian Load Carrying 5 (TLC5): Dolly (2 axles, 4 tyres/axle), Trailer (8 tyres/axle)

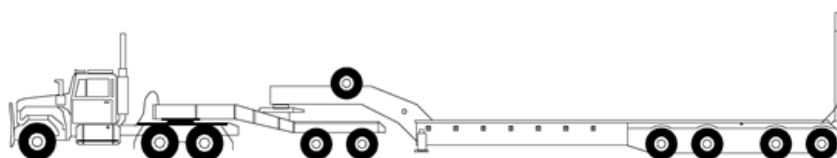
TLC5 Dimension Limits:

Width: Maximum 5.0m

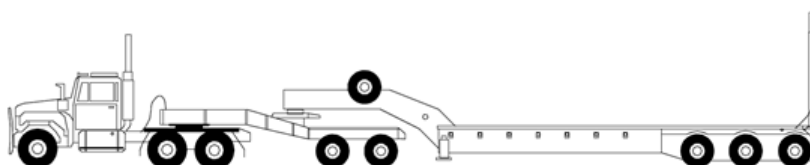
Length: Maximum 30.0m

Height: Maximum 5.0m

Vehicle Designator	<i>TLC5-1</i>
Vehicle Description	A single steer, dual-drive tandem axle group prime mover towing a low loader dolly with a tandem axle group with 4 tyres per axle and a low loader with a spread quad - axle group with 8 tyres per axle.
Notes	<ul style="list-style-type: none"> • Minimum axle spacing between 1st and 2nd axle is 3.2m • Minimum axle spacing between 5th and 6th axle is 6.0m • Minimum axle spacing between 2nd and 5th axle is 5.0m • Minimum trailer axle spacing is 1.2m, 2.4m, 1.2m • Refer <i>Tasmania Class One Load Carrying Vehicles Mass and Dimension Exemption Notice 2022</i> for other requirements



Vehicle Designator	<i>TLC5-3</i>
Vehicle Description	A single steer, dual-drive tandem axle group prime mover towing a low loader dolly with a tandem axle group with 4 tyres per axle and a low loader with a spread tri - axle group with 8 tyres per axle.
Notes	<ul style="list-style-type: none"> • Minimum axle spacing between 1st and 2nd axle is 3.2m • Minimum axle spacing between 5th and 6th axle is 6.0m • Minimum axle spacing between 2nd and 5th axle is 5.0m • Minimum trailer axle spacing is 1.8m • Refer <i>Tasmania Class One Load Carrying Vehicles Mass and Dimension Exemption Notice 2022</i> for other requirements



Tasmanian Load Carrying 6 (TLC6): Dolly (2 axles, 8 tyres/axle), Trailer (8 tyres/axle)

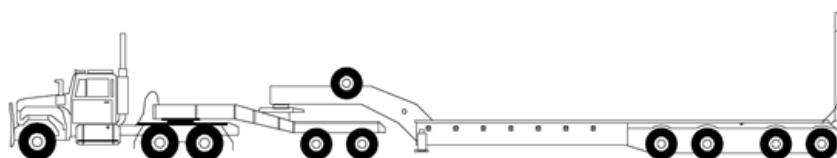
TLC6 Dimension Limits:

Width: Maximum 5.0m

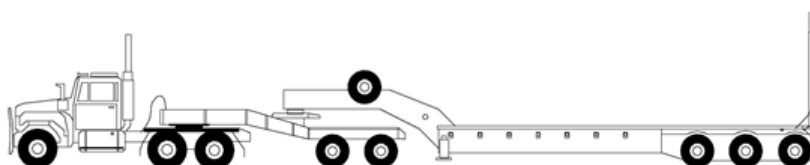
Length: Maximum 30.0m

Height: Maximum 5.0m

Vehicle Designator	<i>TLC6-1</i>
Vehicle Description	A single steer, dual-drive tandem axle group prime mover towing a low loader dolly with a tandem axle group with 8 tyres per axle and a low loader with a spread quad - axle group with 8 tyres per axle.
Notes	<ul style="list-style-type: none"> • Minimum axle spacing between 1st and 2nd axle is 3.2m • Minimum axle spacing between 5th and 6th axle is 6.0m • Minimum axle spacing between 2nd and 5th axle is 5.0m • Minimum trailer axle spacing is 1.2m, 2.4m, 1.2m • Refer <i>Tasmania Class One Load Carrying Vehicles Mass and Dimension Exemption Notice 2022</i> for other requirements



Vehicle Designator	<i>TLC6-3</i>
Vehicle Description	A single steer, dual-drive tandem axle group prime mover towing a low loader dolly with a tandem axle group with 8 tyres per axle and a low loader with a spread tri - axle group with 8 tyres per axle.
Notes	<ul style="list-style-type: none"> • Minimum axle spacing between 1st and 2nd axle is 3.2m • Minimum axle spacing between 5th and 6th axle is 6.0m • Minimum axle spacing between 2nd and 5th axle is 5.0m • Minimum trailer axle spacing is 1.8m • Refer <i>Tasmania Class One Load Carrying Vehicles Mass and Dimension Exemption Notice 2022</i> for other requirements



Tasmanian Load Carrying 7 (TLC7): Dolly (2 axles, 8 tyres/axle), Trailer (4 tyres/axle)

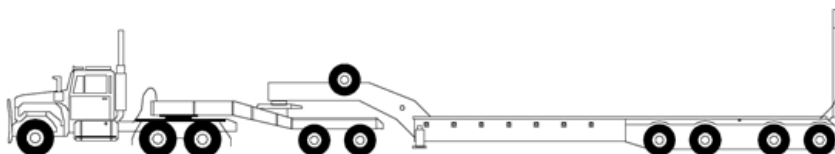
TLC7 Dimension Limits:

Width: Maximum 5.0m

Length: Maximum 30.0m

Height: Maximum 5.0m

Vehicle Designator	<i>TLC7-1</i>
Vehicle Description	<p>A single steer, dual-drive tandem axle group prime mover towing a low loader dolly with a tandem axle group with 8 tyres per axle and a low loader with a spread quad - axle group with 4 tyres per axle.</p> <p>SW – ‘Steering Widener’ - A single steer, dual-drive tandem axle group prime mover towing a low loader dolly with a tandem axle group with 8 tyres per axle and a low loader with a spread quad axle group with two spreadable axles and two fixed steerable axles with 4 tyres per axle.</p>
Notes	<ul style="list-style-type: none"> • Minimum axle spacing between 1st and 2nd axle is 3.2m • Minimum axle spacing between 5th and 6th axle is 6.0m • Minimum axle spacing between 2nd and 5th axle is 5.0m • Minimum trailer axle spacing is 1.2m, 2.4m, 1.2m • Refer <i>Tasmania Class One Load Carrying Vehicles Mass and Dimension Exemption Notice 2022</i> for other requirements



PART 2: Permissible masses

This part contains some of the permissible masses for vehicles eligible to operate under *Tasmania Class 1 (Load Carrying) Heavy Vehicle Mass and Dimension Exemption (Notice) 2022*. The vehicles and vehicle designators used in this section have been defined in Part 1 of this Guide.

The vehicle designators listed here, in conjunction with the suffix (A, B or C) denoting the mass scheme correspond to the networks found at:

https://www.transport.tas.gov.au/vehicles_and_vehicle_inspections/heavy_vehicles/Heavy_vehicle_access

It should be noted that not every vehicle will have all mass schemes available to it.

Please note that the steer axle mass exemption will apply to *complying steer axle vehicles* as defined in the *Heavy Vehicle National Law (HVNL)*, which can be found on the NHVR website (<http://www.nhvr.gov.au>). These vehicles will be able to operate with a maximum of 6.5t on the steer axle despite values of 6.0t listed in the tables in this Guide.

The Notice should also be referred to for other mass requirements such as:

- When the eligible vehicle is loaded and includes a low loader dolly, a minimum of 14.0t is required on the drive axles of the prime mover.

PART 2.1: Maximum permissible drive axle group masses

The maximum mass permissible on the drive axle group is:

- 18.5 t when there is no low loader dolly
- 18.5 t for mass scheme A vehicles which include a low loader dolly with a tandem axle group fitted with 4 tyres on each axle.
- 17.5 t for mass scheme B vehicles which include a low loader dolly with a tandem axle group fitted with 4 tyres on each axle.
- 16.5 t for mass scheme C vehicles which include a low loader dolly with a tandem axle group fitted with 4 tyres on each axle.

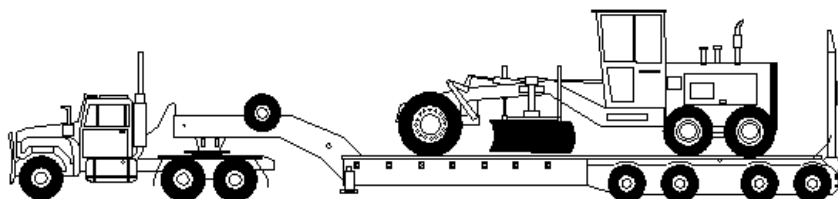
Please refer to the specific mass tables for vehicles which include a low loader dolly with a tandem axle group fitted with 8 tyres on each axle.

Tasmanian Load Carrying 1 (TLC1): Over dimensional only

All TLC1 vehicles must comply with the general mass limits, including axle spacing requirements, relevant to the heavy vehicle or combination. This information can be found in the *Heavy Vehicle (Mass, Dimension and Loading) National Regulation* (refer to www.nhvr.gov.au).

Tasmanian Load Carrying 2 (TLC2): Trailer (4 tyres/axle)

TLC2-1: A single steer, dual-drive tandem axle group prime mover towing a low loader with a spread quad axle group with 4 tyres per axle.

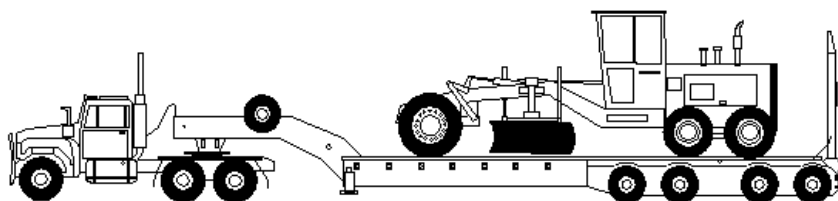


Vehicle Designator	TLC2-1A			
Minimum Ground Contact Width of Trailer Axles (m)	Maximum Axle Group Mass (t)			
	Steer	Drive	Trailer	Total
2.4	6.0	18.5	35.0	59.5

Vehicle Designator	TLC2-1B			
Minimum Ground Contact Width of Trailer Axles (m)	Maximum Axle Group Mass (t)			
	Steer	Drive	Trailer	Total
2.4	6.0	18.5	33.0	57.5
2.5	6.0	18.5	33.0	57.5
2.6	6.0	18.5	34.0	58.5
2.7	6.0	18.5	35.0	59.5

Vehicle Designator	TLC2-1C			
Minimum Ground Contact Width of Trailer Axles (m)	Maximum Axle Group Mass (t)			
	Steer	Drive	Trailer	Total
2.4	6.0	18.5	30.0	54.5
2.5	6.0	18.5	30.0	54.5
2.6	6.0	18.5	31.0	55.5
2.7	6.0	18.5	32.0	56.5
2.8	6.0	18.5	33.0	57.5
2.9	6.0	18.5	34.0	58.5
3.0	6.0	18.5	35.0	59.5

TLC2-1SW: A single steer, dual-drive tandem axle group prime mover towing a low loader with a spread quad axle group with two spreadable axles and two fixed steerable axles with 4 tyres per axle.



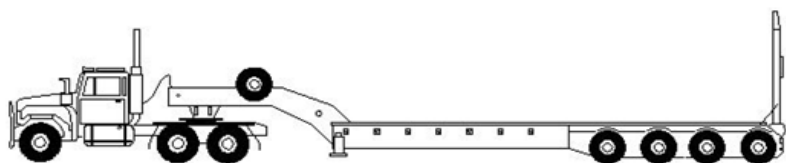
Vehicle Designator		TLC2-1SWA			
Minimum Ground Contact Width (m)		Maximum Axle Group Mass (t)			
Front Two Trailer Axles	Rear Two Trailer Axles	Steer	Drive	Trailer	Total
2.4	2.4	6.0	18.5	35.0	59.5

Vehicle Designator		TLC2-1SWB			
Minimum Ground Contact Width (m)		Maximum Axle Group Mass (t)			
Front Two Trailer Axles	Rear Two Trailer Axles	Steer	Drive	Trailer	Total
2.4	2.4	6.0	18.5	33.0	57.5
2.5	2.4	6.0	18.5	33.0	57.5
2.6	2.4	6.0	18.5	33.5	58.0
2.7	2.4	6.0	18.5	34.0	58.5
2.8	2.4	6.0	18.5	34.5	59.0
2.9	2.4	6.0	18.5	35.0	59.5

Vehicle Designator		TLC2-1SWC			
Minimum Ground Contact Width (m)		Maximum Axle Group Mass (t)			
Front Two Trailer Axles	Rear Two Trailer Axles	Steer	Drive	Trailer	Total
2.4	2.4	6.0	18.5	30.0	54.5
2.5	2.4	6.0	18.5	30.0	54.5
2.6	2.4	6.0	18.5	30.5	55.0
2.7	2.4	6.0	18.5	31.0	55.5
2.8	2.4	6.0	18.5	31.5	56.0
2.9	2.4	6.0	18.5	32.0	56.5
3.0	2.4	6.0	18.5	32.5	57.0
3.1	2.4	6.0	18.5	33.0	57.5
3.2	2.4	6.0	18.5	33.5	58.0
3.3	2.4	6.0	18.5	34.0	58.5
3.4	2.4	6.0	18.5	34.5	59.0
3.5	2.4	6.0	18.5	35.0	59.5

Tasmanian Load Carrying 2 (TLC2): Trailer (4 tyres/axle)

TLC2-2: A single steer, dual-drive tandem axle group prime mover towing a low loader with a closed quad axle group with 4 tyres per axle.



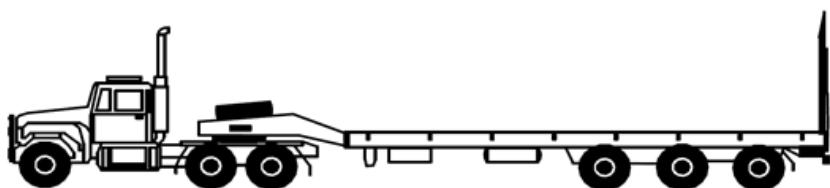
Vehicle Designator	TLC2-2A			
Minimum Ground Contact Width of Trailer Axles (m)	Maximum Axle Group Mass (t)			
	Steer	Drive	Trailer	Total
2.4	6.0	18.5	30.0	54.5

Vehicle Designator	TLC2-2B			
Minimum Ground Contact Width of Trailer Axles (m)	Maximum Axle Group Mass (t)			
	Steer	Drive	Trailer	Total
2.4	6.0	18.5	27.0	51.5

Vehicle Designator	TLC2-2C			
Minimum Ground Contact Width of Trailer Axles (m)	Maximum Axle Group Mass (t)			
	Steer	Drive	Trailer	Total
2.4	6.0	18.5	24.0	48.5

Tasmanian Load Carrying 2 (TLC2): Trailer (4 tyres/axle)

TLC2-3: A single steer, dual-drive tandem axle group prime mover towing a low loader with a spread tri-axle group with 4 tyres per axle.



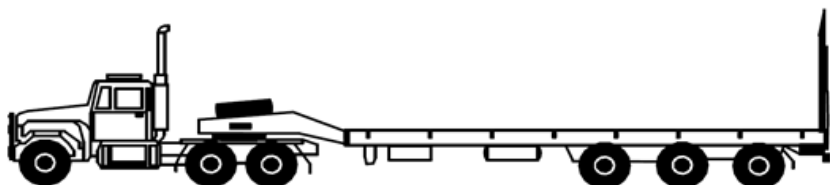
Vehicle Designator	TLC2-3A			
Minimum Ground Contact Width of Trailer Axles (m)	Maximum Axle Group Mass (t)			
	Steer	Drive	Trailer	Total
2.4	6.0	18.5	27.0	51.5

Vehicle Designator	TLC2-3B			
Minimum Ground Contact Width of Trailer Axles (m)	Maximum Axle Group Mass (t)			
	Steer	Drive	Trailer	Total
2.4	6.0	18.5	26.0	50.5

Vehicle Designator	TLC2-3C			
Minimum Ground Contact Width of Trailer Axles (m)	Maximum Axle Group Mass (t)			
	Steer	Drive	Trailer	Total
2.4	6.0	18.5	24.0	48.5

Tasmanian Load Carrying 2 (TLC2): Trailer (4 tyres/axle)

TLC2-4: A single steer, dual-drive tandem axle group prime mover towing a low loader with a closed tri-axle group with 4 tyres per axle.



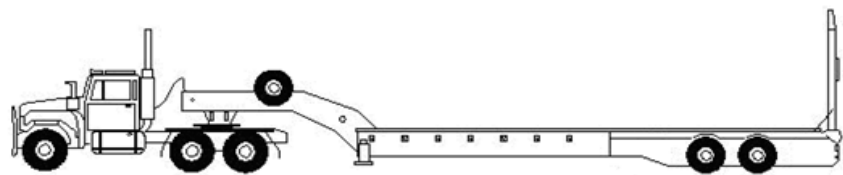
Vehicle Designator	TLC2-4A			
Minimum Ground Contact Width of Trailer Axles (m)	Maximum Axle Group Mass (t)			
	Steer	Drive	Trailer	Total
2.4	6.0	18.5	25.0	49.5

Vehicle Designator	TLC2-4B			
Minimum Ground Contact Width of Trailer Axles (m)	Maximum Axle Group Mass (t)			
	Steer	Drive	Trailer	Total
2.4	6.0	18.5	23.0	47.5

Vehicle Designator	TLC2-4C			
Minimum Ground Contact Width of Trailer Axles (m)	Maximum Axle Group Mass (t)			
	Steer	Drive	Trailer	Total
2.4	6.0	18.5	21.0	45.5

Tasmanian Load Carrying 2 (TLC2): Trailer (4 tyres/axle)

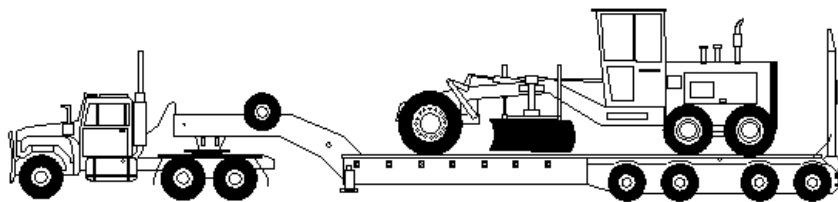
TLC2-5: A single steer, dual-drive tandem axle group prime mover towing a low loader with a closed tandem axle group with 4 tyres per axle.



Vehicle Designator	TLC2-5A			
Minimum Ground Contact Width of Trailer Axles (m)	Maximum Axle Group Mass (t)			
	Steer	Drive	Trailer	Total
2.4	6.0	18.5	18.5	43.0

Tasmanian Load Carrying 3 (TLC3): Trailer (8 tyres/axle)

TLC3-1: A single steer, dual-drive tandem axle group prime mover towing a low loader with a spread quad axle group with 8 tyres per axle.



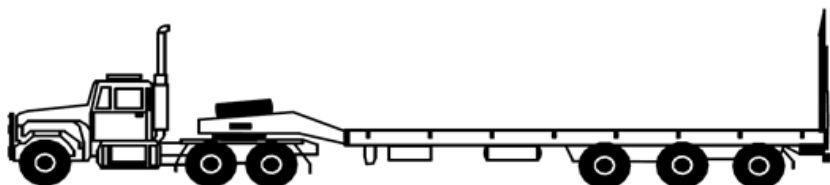
Vehicle Designator	TLC3-1A			
Minimum Ground Contact Width of Trailer Axles (m)	Maximum Axle Group Mass (t)			
	Steer	Drive	Trailer	Total
2.4	6.0	18.5	35.0	59.5
2.5	6.0	18.5	35.0	59.5
2.6	6.0	18.5	36.0	60.5
2.7	6.0	18.5	37.5	62.0
2.8	6.0	18.5	39.0	63.5
2.9	6.0	18.5	40.0	64.5
3.0	6.0	18.5	41.0	65.5
3.1	6.0	18.5	42.0	66.5
3.2	6.0	18.5	43.5	68.0
3.3	6.0	18.5	44.5	69.0
3.4	6.0	18.5	46.0	70.5
3.5	6.0	18.5	47.0	71.5

Vehicle Designator	TLC3-1B			
Minimum Ground Contact Width of Trailer Axles (m)	Maximum Axle Group Mass (t)			
	Steer	Drive	Trailer	Total
2.4	6.0	18.5	33.0	57.5
2.5	6.0	18.5	33.0	57.5
2.6	6.0	18.5	34.0	58.5
2.7	6.0	18.5	35.0	59.5
2.8	6.0	18.5	36.0	60.5
2.9	6.0	18.5	37.0	61.5
3.0	6.0	18.5	38.0	62.5
3.1	6.0	18.5	39.0	63.5
3.2	6.0	18.5	40.0	64.5
3.3	6.0	18.5	41.0	65.5
3.4	6.0	18.5	42.0	66.5
3.5	6.0	18.5	43.0	67.5
3.6	6.0	18.5	44.0	68.5
3.7	6.0	18.5	45.0	69.5
3.8	6.0	18.5	46.0	70.5
3.9	6.0	18.5	47.0	71.5

Vehicle Designator	TLC3-1C			
Minimum Ground Contact Width of Trailer Axles (m)	Maximum Axle Group Mass (t)			
	Steer	Drive	Trailer	Total
2.4	6.0	18.5	30.0	54.5
2.5	6.0	18.5	30.0	54.5
2.6	6.0	18.5	31.0	55.5
2.7	6.0	18.5	32.0	56.5
2.8	6.0	18.5	33.0	57.5
2.9	6.0	18.5	34.0	58.5
3.0	6.0	18.5	35.0	59.5
3.1	6.0	18.5	36.0	60.5
3.2	6.0	18.5	37.0	61.5
3.3	6.0	18.5	38.0	62.5
3.4	6.0	18.5	39.0	63.5
3.5	6.0	18.5	40.0	64.5
3.6	6.0	18.5	41.0	65.5
3.7	6.0	18.5	42.0	66.5
3.8	6.0	18.5	43.0	67.5
3.9	6.0	18.5	44.0	68.5
4.0	6.0	18.5	45.0	69.5
4.1	6.0	18.5	46.0	70.5
4.2	6.0	18.5	47.0	71.5

Tasmanian Load Carrying 3 (TLC3): Trailer (8 tyres/axle)

TLC3-3: A single steer, dual-drive tandem axle group prime mover towing a low loader with a spread tri-axle group with 8 tyres per axle.



Vehicle Designator	TLC3-3A			
Minimum Ground Contact Width of Trailer Axles (m)	Maximum Axle Group Mass (t)			
	Steer	Drive	Trailer	Total
2.4	6.0	18.5	27.0	51.5
2.5	6.0	18.5	27.0	51.5
2.6	6.0	18.5	29.0	53.5
2.7	6.0	18.5	31.0	55.5
2.8	6.0	18.5	33.0	57.5
2.9	6.0	18.5	34.5	59.0
3.0	6.0	18.5	36.0	60.5
3.1	6.0	18.5	37.5	62.0
3.2	6.0	18.5	39.0	63.5
3.3	6.0	18.5	40.0	64.5
3.4	6.0	18.5	41.0	65.5
3.5	6.0	18.5	42.0	66.5
3.6	6.0	18.5	43.0	67.5
3.7	6.0	18.5	44.0	68.5
3.8	6.0	18.5	45.0	69.5
3.9	6.0	18.5	46.0	70.5
4.0	6.0	18.5	47.0	71.5

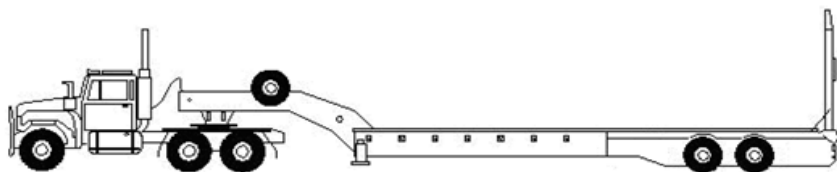
Vehicle Designator	TLC3-3B			
Minimum Ground Contact Width of Trailer Axles (m)	Maximum Axle Group Mass (t)			
	Steer	Drive	Trailer	Total
2.4	6.0	18.5	26.0	50.5
2.5	6.0	18.5	26.0	50.5
2.6	6.0	18.5	27.0	51.5
2.7	6.0	18.5	28.0	52.5
2.8	6.0	18.5	29.0	53.5
2.9	6.0	18.5	30.0	54.5
3.0	6.0	18.5	31.0	55.5
3.1	6.0	18.5	32.0	56.5
3.2	6.0	18.5	33.0	57.5
3.3	6.0	18.5	34.0	58.5

Vehicle Designator	TLC3-3B			
Minimum Ground Contact Width of Trailer Axles (m)	Maximum Axle Group Mass (t)			
	Steer	Drive	Trailer	Total
3.4	6.0	18.5	35.0	59.5
3.5	6.0	18.5	36.0	60.5
3.6	6.0	18.5	37.0	61.5
3.7	6.0	18.5	38.0	62.5
3.8	6.0	18.5	39.0	63.5
3.9	6.0	18.5	40.0	64.5
4.0	6.0	18.5	41.0	65.5
4.1	6.0	18.5	42.0	66.5
4.2	6.0	18.5	43.0	67.5
4.3	6.0	18.5	44.0	68.5

Vehicle Designator	TLC3-3C			
Minimum Ground Contact Width of Trailer Axles (m)	Maximum Axle Group Mass (t)			
	Steer	Drive	Trailer	Total
2.4	6.0	18.5	24.0	48.5
2.5	6.0	18.5	24.0	48.5
2.6	6.0	18.5	25.0	49.5
2.7	6.0	18.5	26.0	50.5
2.8	6.0	18.5	27.0	51.5
2.9	6.0	18.5	28.0	52.5
3.0	6.0	18.5	29.0	53.5
3.1	6.0	18.5	30.0	54.5
3.2	6.0	18.5	31.0	55.5
3.3	6.0	18.5	32.0	56.5
3.4	6.0	18.5	33.0	57.5
3.5	6.0	18.5	34.0	58.5
3.6	6.0	18.5	35.0	59.5
3.7	6.0	18.5	36.0	60.5
3.8	6.0	18.5	37.0	61.5
3.9	6.0	18.5	38.0	62.5
4.0	6.0	18.5	39.0	63.5
4.1	6.0	18.5	40.0	64.5
4.2	6.0	18.5	41.0	65.5
4.3	6.0	18.5	42.0	66.5

Tasmanian Load Carrying 3 (TLC3): Trailer (8 tyres/axle)

TLC3-5: A single steer, dual-drive tandem axle group prime mover towing a low loader with a closed tandem-axle group with 8 tyres per axle.

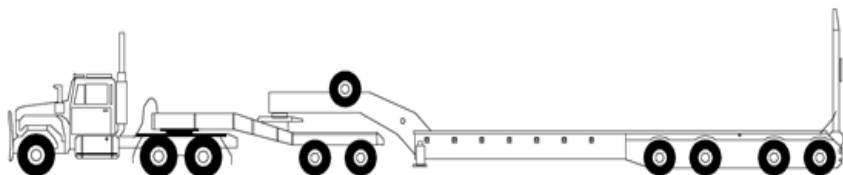


Vehicle Designator	TLC3-5A			
Minimum Ground Contact Width of Trailer Axles (m)	Maximum Axle Group Mass (t)			
	Steer	Drive	Trailer	Total
2.4	6.0	18.5	21.0	45.5
2.5	6.0	18.5	21.0	45.5
2.6	6.0	18.5	21.0	45.5
2.7	6.0	18.5	21.0	45.5
2.8	6.0	18.5	22.0	46.5
2.9	6.0	18.5	23.0	47.5
3.0	6.0	18.5	24.0	48.5
3.1	6.0	18.5	25.0	49.5
3.2	6.0	18.5	26.0	50.5

Vehicle Designator	TLC3-5B			
Minimum Ground Contact Width of Trailer Axles (m)	Maximum Axle Group Mass (t)			
	Steer	Drive	Trailer	Total
2.4	6.0	18.5	18.5	43.0
2.5	6.0	18.5	18.5	43.0
2.6	6.0	18.5	19.0	43.5
2.7	6.0	18.5	19.5	44.0
2.8	6.0	18.5	20.0	44.5
2.9	6.0	18.5	20.5	45.0
3.0	6.0	18.5	21.0	45.5
3.1	6.0	18.5	21.5	46.0
3.2	6.0	18.5	22.0	46.5
3.3	6.0	18.5	22.5	47.0
3.4	6.0	18.5	23.0	47.5
3.5	6.0	18.5	23.5	48.0
3.6	6.0	18.5	24.0	48.5
3.7	6.0	18.5	24.5	49.0
3.8	6.0	18.5	25.0	49.5
3.9	6.0	18.5	25.5	50.0
4.0	6.0	18.5	26.0	50.5

Tasmanian Load Carrying 4 (TLC4): Dolly (2 axles, 4 tyres/axle), Trailer (4 tyres/axle)

TLC4-1: A single steer, dual-drive tandem axle group prime mover towing a low loader dolly with a tandem axle group with 4 tyres per axle and a low loader with a spread quad-axle group with 4 tyres per axle.

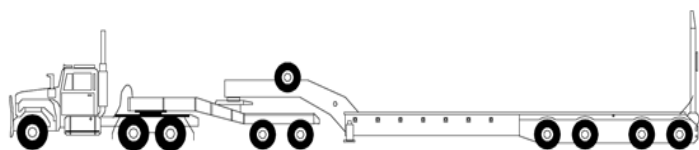


Vehicle Designator		TLC4-1A			
Minimum Ground Contact Width (m)		Maximum Axle Group Mass (t)			
Dolly Axles	Trailer Axles	Steer	Combined Drive & Dolly	Trailer	Total
2.4	2.4	6.0	36.0	35.0	77.0
Note: Maximum dual-drive tandem axle group mass on prime mover for TLC4-1A is 18.5t					

Vehicle Designator		TLC4-1B			
Minimum Ground Contact Width (m)		Maximum Axle Group Mass (t)			
Dolly Axles	Trailer Axles	Steer	Combined Drive & Dolly	Trailer	Total
2.4	2.4	6.0	33.5	33.0	72.5
2.4	2.5	6.0	33.5	33.0	72.5
2.4	2.6	6.0	33.5	34.0	73.5
2.4	2.7	6.0	33.5	35.0	74.5
Note: Maximum dual-drive tandem axle group mass on prime mover for TLC4-1B is 17.5t					

Vehicle Designator		TLC4-1C			
Minimum Ground Contact Width (m)		Maximum Axle Group Mass (t)			
Dolly Axles	Trailer Axles	Steer	Combined Drive & Dolly	Trailer	Total
2.4	2.4	6.0	30.5	30.0	66.5
2.4	2.5	6.0	30.5	30.0	66.5
2.4	2.6	6.0	30.5	31.0	67.5
2.4	2.7	6.0	30.5	32.0	68.5
2.4	2.8	6.0	30.5	33.0	69.5
2.4	2.9	6.0	30.5	34.0	70.5
2.4	3.0	6.0	30.5	35.0	71.5
Note: Maximum dual-drive tandem axle group mass on prime mover for TLC4-1C is 16.5t					

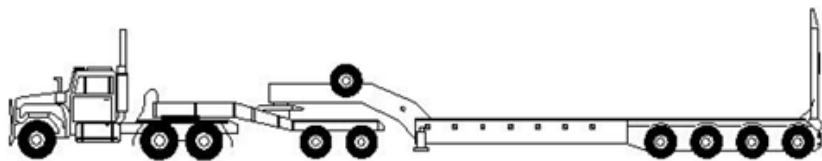
TLC4-1SW: A single steer, dual-drive tandem axle group prime mover towing a low loader dolly with a tandem axle group with 4 tyres per axle and a low loader with a spread quad axle group with two spreadable axles and two fixed steerable axles with 4 tyres per axle.



Vehicle Designator			TLC4-1SWA			
Minimum Ground Contact Width (m)			Maximum Axle Group Mass (t)			
Dolly Axles	Front Two Trailer Axles	Rear Two Trailer Axles	Steer	Combined Drive & Dolly	Trailer	Total
2.4	2.4	2.4	6.0	36.0	35.0	77.0
Note: Maximum dual-drive tandem axle group mass on prime mover for TLC4-1SWA is 18.5t						
Vehicle Designator			TLC4-1SWB			
Minimum Ground Contact Width (m)			Maximum Axle Group Mass (t)			
Dolly Axles	Front Two Trailer Axles	Rear Two Trailer Axles	Steer	Combined Drive & Dolly	Trailer	Total
2.4	2.4	2.4	6.0	33.5	33.0	72.5
2.4	2.5	2.4	6.0	33.5	33.0	72.5
2.4	2.6	2.4	6.0	33.5	33.5	73.0
2.4	2.7	2.4	6.0	33.5	34.0	73.5
2.4	2.8	2.4	6.0	33.5	34.5	74.0
2.4	2.9	2.4	6.0	33.5	35.0	74.5
Note: Maximum dual-drive tandem axle group mass on prime mover for TLC4-1SWB is 17.5t						
Vehicle Designator			TLC4-1SWC			
Minimum Ground Contact Width (m)			Maximum Axle Group Mass (t)			
Dolly Axles	Front Two Trailer Axles	Rear Two Trailer Axles	Steer	Combined Drive & Dolly	Trailer	Total
2.4	2.4	2.4	6.0	30.5	30.0	66.5
2.4	2.5	2.4	6.0	30.5	30.0	66.5
2.4	2.6	2.4	6.0	30.5	30.5	67.0
2.4	2.7	2.4	6.0	30.5	31.0	67.5
2.4	2.8	2.4	6.0	30.5	31.5	68.0
2.4	2.9	2.4	6.0	30.5	32.0	68.5
2.4	3.0	2.4	6.0	30.5	32.5	69.0
2.4	3.1	2.4	6.0	30.5	33.0	69.5
2.4	3.2	2.4	6.0	30.5	33.5	70.0
2.4	3.3	2.4	6.0	30.5	34.0	70.5
2.4	3.4	2.4	6.0	30.5	34.5	71.0
2.4	3.5	2.4	6.0	30.5	35.0	71.5
Note: Maximum dual-drive tandem axle group mass on prime mover for TLC4-1SWC is 16.5t						

Tasmanian Load Carrying 4 (TLC4): Dolly (2 axles, 4 tyres/axle), Trailer (4 tyres/axle)

TLC4-2: A single steer, dual-drive tandem axle group prime mover towing a low loader dolly with a tandem axle group with 4 tyres per axle and a low loader with a closed quad axle group with 4 tyres per axle.



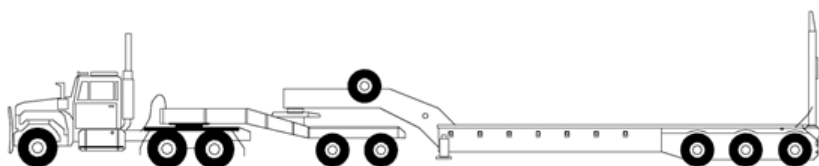
Vehicle Designator		TLC4-2A			
Minimum Ground Contact Width (m)		Maximum Axle Group Mass (t)			
Dolly Axles	Trailer Axles	Steer	Combined Drive & Dolly	Trailer	Total
2.4	2.4	6.0	36.0	30.0	72.0
Note: Maximum dual-drive tandem axle group mass on prime mover for TLC4-2A is 18.5t					

Vehicle Designator		TLC4-2B			
Minimum Ground Contact Width (m)		Maximum Axle Group Mass (t)			
Dolly Axles	Trailer Axles	Steer	Combined Drive & Dolly	Trailer	Total
2.4	2.4	6.0	33.5	27.0	66.5
Note: Maximum dual-drive tandem axle group mass on prime mover for TLC4-2B is 17.5t					

Vehicle Designator		TLC4-2C			
Minimum Ground Contact Width (m)		Maximum Axle Group Mass (t)			
Dolly Axles	Trailer Axles	Steer	Combined Drive & Dolly	Trailer	Total
2.4	2.4	6.0	30.5	24.0	60.5
Note: Maximum dual-drive tandem axle group mass on prime mover for TLC4-2C is 16.5t					

Tasmanian Load Carrying 4 (TLC4): Dolly (2 axles, 4 tyres/axle), Trailer (4 tyres/axle)

TLC4-3: A single steer, dual-drive tandem axle group prime mover towing a low loader dolly with a tandem axle group with 4 tyres per axle and a low loader with a spread tri-axle group with 4 tyres per axle.



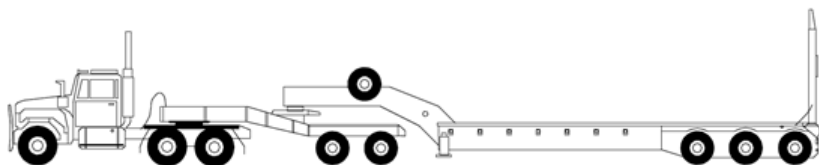
Vehicle Designator		TLC4-3A			
Minimum Ground Contact Width (m)		Maximum Axle Group Mass (t)			
Dolly Axles	Trailer Axles	Steer	Combined Drive & Dolly	Trailer	Total
2.4	2.4	6.0	36.0	27.0	69.0
Note: Maximum dual-drive tandem axle group mass on prime mover for TLC4-3A is 18.5t					

Vehicle Designator		TLC4-3B			
Minimum Ground Contact Width (m)		Maximum Axle Group Mass (t)			
Dolly Axles	Trailer Axles	Steer	Combined Drive & Dolly	Trailer	Total
2.4	2.4	6.0	33.5	26.0	65.5
Note: Maximum dual-drive tandem axle group mass on prime mover for TLC4-3B is 17.5t					

Vehicle Designator		TLC4-3C			
Minimum Ground Contact Width (m)		Maximum Axle Group Mass (t)			
Dolly Axles	Trailer Axles	Steer	Combined Drive & Dolly	Trailer	Total
2.4	2.4	6.0	30.5	24.0	60.5
Note: Maximum dual-drive tandem axle group mass on prime mover for TLC4-3C is 16.5t					

Tasmanian Load Carrying 4 (TLC4): Dolly (2 axles, 4 tyres/axle), Trailer (4 tyres/axle)

TLC4-4: A single steer, dual-drive tandem axle group prime mover towing a low loader dolly with a tandem axle group with 4 tyres per axle and a low loader with a closed tri-axle group with 4 tyres per axle.



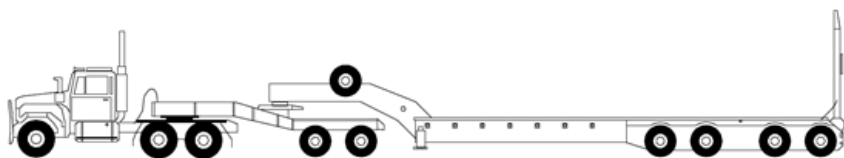
Vehicle Designator		TLC4-4A			
Minimum Ground Contact Width (m)		Maximum Axle Group Mass (t)			
Dolly Axles	Trailer Axles	Steer	Combined Drive & Dolly	Trailer	Total
2.4	2.4	6.0	36.0	25.0	67.0
Note: Maximum dual-drive tandem axle group mass on prime mover for TLC4-4A is 18.5t					

Vehicle Designator		TLC4-4B			
Minimum Ground Contact Width (m)		Maximum Axle Group Mass (t)			
Dolly Axles	Trailer Axles	Steer	Combined Drive & Dolly	Trailer	Total
2.4	2.4	6.0	33.5	23.0	62.5
Note: Maximum dual-drive tandem axle group mass on prime mover for TLC4-4B is 17.5t					

Vehicle Designator		TLC4-4C			
Minimum Ground Contact Width (m)		Maximum Axle Group Mass (t)			
Dolly Axles	Trailer Axles	Steer	Combined Drive & Dolly	Trailer	Total
2.4	2.4	6.0	30.5	21.0	57.5
Note: Maximum dual-drive tandem axle group mass on prime mover for TLC4-4C is 16.5t					

Tasmanian Load Carrying 5 (TLC5): Dolly (2 axles, 4 tyres/axle), Trailer (8 tyres/axle)

TLC5-1: A single steer, dual-drive tandem axle group prime mover towing a low loader dolly with a tandem axle group with 4 tyres per axle and a low loader with a spread quad axle group with 8 tyres per axle.



Vehicle Designator		TLC5-1A			
Minimum Ground Contact Width (m)		Maximum Axle Group Mass (t)			
Dolly Axles	Trailer Axles	Steer	Combined Drive & Dolly	Trailer	Total
2.4	2.4	6.0	36.0	35.0	77.0
2.4	2.5	6.0	36.0	35.0	77.0
2.4	2.6	6.0	36.0	36.0	78.0
2.4	2.7	6.0	36.0	37.5	79.5
2.4	2.8	6.0	36.0	39.0	81.0
2.4	2.9	6.0	36.0	40.0	82.0
2.4	3.0	6.0	36.0	41.0	83.0
2.4	3.1	6.0	36.0	42.0	84.0
2.4	3.2	6.0	36.0	43.5	85.5
2.4	3.3	6.0	36.0	44.5	86.5
2.4	3.4	6.0	36.0	46.0	88.0
2.4	3.5	6.0	36.0	47.0	89.0
Note: Maximum dual-drive tandem axle group mass on prime mover for TLC5-1A is 18.5t					

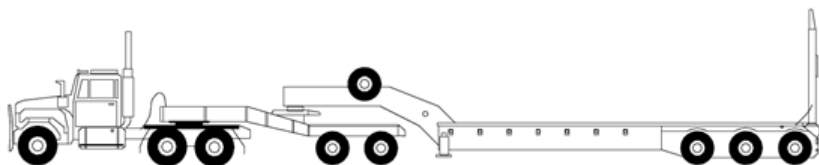
Vehicle Designator		TLC5-1B			
Minimum Ground Contact Width (m)		Maximum Axle Group Mass (t)			
Dolly Axles	Trailer Axles	Steer	Combined Drive & Dolly	Trailer	Total
2.4	2.4	6.0	33.5	33.0	72.5
2.4	2.5	6.0	33.5	33.0	72.5
2.4	2.6	6.0	33.5	34.0	73.5
2.4	2.7	6.0	33.5	35.0	74.5
2.4	2.8	6.0	33.5	36.0	75.5
2.4	2.9	6.0	33.5	37.0	76.5
2.4	3.0	6.0	33.5	38.0	77.5
2.4	3.1	6.0	33.5	39.0	78.5
2.4	3.2	6.0	33.5	40.0	79.5
2.4	3.3	6.0	33.5	41.0	80.5
2.4	3.4	6.0	33.5	42.0	81.5
2.4	3.5	6.0	33.5	43.0	82.5

Vehicle Designator		TLC5-1B			
Minimum Ground Contact Width (m)		Maximum Axle Group Mass (t)			
2.4	3.6	6.0	33.5	44.0	83.5
2.4	3.7	6.0	33.5	45.0	84.5
2.4	3.8	6.0	33.5	46.0	85.5
2.4	3.9	6.0	33.5	47.0	86.5
Note: Maximum dual-drive tandem axle group mass on prime mover for TLC5-1B is 17.5t					

Vehicle Designator		TLC5-1C			
Minimum Ground Contact Width (m)		Maximum Axle Group Mass (t)			
Dolly Axles	Trailer Axles	Steer	Combined Drive & Dolly	Trailer	Total
2.4	2.4	6.0	30.5	30.0	66.5
2.4	2.5	6.0	30.5	30.0	66.5
2.4	2.6	6.0	30.5	31.0	67.5
2.4	2.7	6.0	30.5	32.0	68.5
2.4	2.8	6.0	30.5	33.0	69.5
2.4	2.9	6.0	30.5	34.0	70.5
2.4	3.0	6.0	30.5	35.0	71.5
2.4	3.1	6.0	30.5	36.0	72.5
2.4	3.2	6.0	30.5	37.0	73.5
2.4	3.3	6.0	30.5	38.0	74.5
2.4	3.4	6.0	30.5	39.0	75.5
2.4	3.5	6.0	30.5	40.0	76.5
2.4	3.6	6.0	30.5	41.0	77.5
2.4	3.7	6.0	30.5	42.0	78.5
2.4	3.8	6.0	30.5	43.0	79.5
2.4	3.9	6.0	30.5	44.0	80.5
2.4	4.0	6.0	30.5	45.0	81.5
2.4	4.1	6.0	30.5	46.0	82.5
2.4	4.2	6.0	30.5	47.0	83.5
Note: Maximum dual-drive tandem axle group mass on prime mover for TLC5-1C is 16.5t					

Tasmanian Load Carrying 5 (TLC5): Dolly (2 axles, 4 tyres/axle), Trailer (8 tyres/axle)

TLC5-3: A single steer, dual-drive tandem axle group prime mover towing a low loader dolly with a tandem axle group with 4 tyres per axle and a low loader with a spread tri - axle group with 8 tyres per axle.



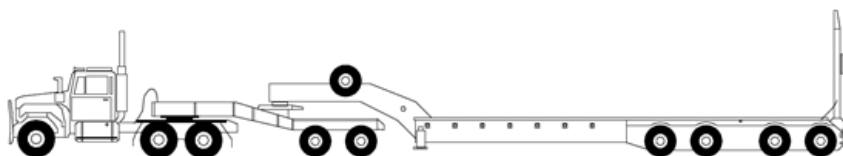
Vehicle Designator		TLC5-3A			
Minimum Ground Contact Width (m)		Maximum Axle Group Mass (t)			
Dolly Axles	Trailer Axles	Steer	Combined Drive & Dolly	Trailer	Total
2.4	2.4	6.0	36.0	27.0	69.0
2.4	2.5	6.0	36.0	27.0	69.0
2.4	2.6	6.0	36.0	29.0	71.0
2.4	2.7	6.0	36.0	31.0	73.0
2.4	2.8	6.0	36.0	33.0	75.0
2.4	2.9	6.0	36.0	34.5	76.5
2.4	3.0	6.0	36.0	36.0	78.0
2.4	3.1	6.0	36.0	37.5	79.5
2.4	3.2	6.0	36.0	39.0	81.0
2.4	3.3	6.0	36.0	40.0	82.0
2.4	3.4	6.0	36.0	41.0	83.0
2.4	3.5	6.0	36.0	42.0	84.0
2.4	3.6	6.0	36.0	43.0	85.0
2.4	3.7	6.0	36.0	44.0	86.0
2.4	3.8	6.0	36.0	45.0	87.0
2.4	3.9	6.0	36.0	46.0	88.0
2.4	4.0	6.0	36.0	47.0	89.0
Note: Maximum dual-drive tandem axle group mass on prime mover for TLC5-3A is 18.5t					

Vehicle Designator		TLC5-3B			
Minimum Ground Contact Width (m)		Maximum Axle Group Mass (t)			
Dolly Axles	Trailer Axles	Steer	Combined Drive & Dolly	Trailer	Total
2.4	2.4	6.0	33.5	26.0	65.5
2.4	2.5	6.0	33.5	26.0	65.5
2.4	2.6	6.0	33.5	27.0	66.5
2.4	2.7	6.0	33.5	28.0	67.5
2.4	2.8	6.0	33.5	29.0	68.5
2.4	2.9	6.0	33.5	30.0	69.5

Vehicle Designator		TLC5-3B			
Minimum Ground Contact Width (m)		Maximum Axle Group Mass (t)			
Dolly Axles	Trailer Axles	Steer	Combined Drive & Dolly	Trailer	Total
2.4	3.0	6.0	33.5	31.0	70.5
2.4	3.1	6.0	33.5	32.0	71.5
2.4	3.2	6.0	33.5	33.0	72.5
2.4	3.3	6.0	33.5	34.0	73.5
2.4	3.4	6.0	33.5	35.0	74.5
2.4	3.5	6.0	33.5	36.0	75.5
2.4	3.6	6.0	33.5	37.0	76.5
2.4	3.7	6.0	33.5	38.0	77.5
2.4	3.8	6.0	33.5	39.0	78.5
2.4	3.9	6.0	33.5	40.0	79.5
2.4	4.0	6.0	33.5	41.0	80.5
2.4	4.1	6.0	33.5	42.0	81.5
2.4	4.2	6.0	33.5	43.0	82.5
2.4	4.3	6.0	33.5	44.0	83.5
Note: Maximum dual-drive tandem axle group mass on prime mover for TLC5-3B is 17.5t					
Vehicle Designator		TLC5-3C			
Minimum Ground Contact Width (m)		Maximum Axle Group Mass (t)			
Dolly Axles	Trailer Axles	Steer	Combined Drive & Dolly	Trailer	Total
2.4	2.4	6.0	30.5	24.0	60.5
2.4	2.5	6.0	30.5	24.0	60.5
2.4	2.6	6.0	30.5	25.0	61.5
2.4	2.7	6.0	30.5	26.0	62.5
2.4	2.8	6.0	30.5	27.0	63.5
2.4	2.9	6.0	30.5	28.0	64.5
2.4	3.0	6.0	30.5	29.0	65.5
2.4	3.1	6.0	30.5	30.0	66.5
2.4	3.2	6.0	30.5	31.0	67.5
2.4	3.3	6.0	30.5	32.0	68.5
2.4	3.4	6.0	30.5	33.0	69.5
2.4	3.5	6.0	30.5	34.0	70.5
2.4	3.6	6.0	30.5	35.0	71.5
2.4	3.7	6.0	30.5	36.0	72.5
2.4	3.8	6.0	30.5	37.0	73.5
2.4	3.9	6.0	30.5	38.0	74.5
2.4	4.0	6.0	30.5	39.0	75.5
2.4	4.1	6.0	30.5	40.0	76.5
2.4	4.2	6.0	30.5	41.0	77.5
2.4	4.3	6.0	30.5	42.0	78.5
Note: Maximum dual-drive tandem axle group mass on prime mover for TLC5-3C is 16.5t					

Tasmanian Load Carrying 6 (TLC6): Dolly (2 axles, 8 tyres/axle), Trailer (8 tyres/axle)

TLC6-1: A single steer, dual-drive tandem axle group prime mover towing a low loader dolly with a tandem axle group with 8 tyres per axle and a low loader with a spread quad - axle group with 8 tyres per axle.



Vehicle Designator	TLC6-1A: Dolly axle group						
Minimum Ground Contact Width of Dolly Axles (m)	Maximum Dolly Axle Group Mass (t)						
	Minimum Distance from 2 nd to 5 th Axles (m)						
	4.8	5.0	5.2	5.4	5.6	5.8	6.0
2.4	21.0	22.0	22.0	22.5	23.0	23.0	23.0
2.6	22.0	22.0	22.5	23.0	23.0	23.5	24.0
2.8	22.0	22.5	23.0	23.0	24.0	24.5	25.0
3.0	22.5	23.0	23.0	24.0	25.0	25.5	26.0
3.2	23.0	23.0	24.0	25.0	26.0	26.5	27.0
3.4	23.0	24.0	25.0	26.0	27.0	28.0	28.5
3.6	24.0	25.0	26.0	27.0	28.0	29.0	29.5
3.8	25.0	26.0	27.0	28.0	29.0	30.0	31.0
4.0	26.0	27.0	28.0	29.0	30.0	31.0	32.0
4.2	27.0	28.0	29.0	30.0	31.0	32.0	33.0

Vehicle Designator	TLC6-1A: Combined Drive and Dolly axle groups						
Minimum Ground Contact Width of Dolly Axles (m)	Maximum Combined Drive and Dolly Axle Mass (t)						
	Minimum Distance from 2 nd to 5 th Axles (m)						
	4.8	5.0	5.2	5.4	5.6	5.8	6.0
2.4	35.0	36.0	37.0	38.0	39.0	39.5	40.0
2.6	36.0	37.0	38.0	39.0	40.0	40.5	41.0
2.8	37.0	38.0	39.0	40.0	41.0	41.5	42.0
3.0	38.0	39.0	40.0	41.0	42.0	42.5	43.0
3.2	39.0	40.0	41.0	42.0	43.0	43.5	44.0
3.4	40.0	41.0	42.0	43.0	44.0	45.0	45.5
3.6	41.0	42.0	43.0	44.0	45.0	46.0	46.5
3.8	42.0	43.0	44.0	45.0	46.0	47.0	48.0
4.0	43.0	44.0	45.0	46.0	47.0	48.0	49.0
4.2	44.0	45.0	46.0	47.0	48.0	49.0	50.0

Vehicle Designator	TLC6-1A: Trailer
Minimum Ground Contact Width of Trailer Axles (m)	Maximum Axle Group Mass of Trailer (t)
2.4	35.0
2.5	35.0
2.6	36.0
2.7	37.5
2.8	39.0
2.9	40.0
3.0	41.0
3.1	42.0
3.2	43.5
3.3	44.5
3.4	46.0
3.5	47.0

Vehicle Designator	TLC6-1B: Dolly axle group						
Minimum Ground Contact Width of Dolly Axles (m)	Maximum Dolly Axle Group Mass (t)						
	Minimum Distance from 2 nd to 5 th Axles (m)						
	4.8	5.0	5.2	5.4	5.6	5.8	6.0
2.4	19.0	19.5	20.0	20.5	21.0	21.5	22.0
2.6	19.5	20.0	20.5	21.0	21.5	22.0	22.0
2.8	20.5	21.0	21.5	22.0	22.0	22.0	22.5
3.0	21.5	22.0	22.0	22.0	22.5	22.5	22.5
3.2	22.0	22.0	22.5	22.5	22.5	23.0	23.0
3.4	22.5	22.5	22.5	23.0	23.0	23.0	23.5
3.6	22.5	23.0	23.0	23.0	23.5	24.0	24.5
3.8	23.0	23.0	23.5	24.0	24.5	25.0	25.5
4.0	23.5	24.0	24.5	25.0	25.5	26.0	26.5
4.2	24.5	25.0	25.5	26.0	26.5	27.0	27.5

Vehicle Designator	TLC6-1B: Combined Drive and Dolly axle groups						
Minimum Ground Contact Width of Dolly Axles (m)	Maximum Combined Drive and Dolly Axle Mass (t)						
	Minimum Distance from 2 nd to 5 th Axles (m)						
	4.8	5.0	5.2	5.4	5.6	5.8	6.0
2.4	33.0	33.5	34.0	34.5	35.0	35.5	36.0
2.6	33.5	34.0	34.5	35.0	35.5	36.0	36.5
2.8	34.5	35.0	35.5	36.0	36.5	37.0	37.5
3.0	35.5	36.0	36.5	37.0	37.5	38.0	38.5
3.2	36.5	37.0	37.5	38.0	38.5	39.0	39.5
3.4	37.5	38.0	38.5	39.0	39.5	40.0	40.5

Vehicle Designator	TLC6-1B: Combined Drive and Dolly axle groups						
Minimum Ground Contact Width of Dolly Axles (m)	Maximum Combined Drive and Dolly Axle Mass (t)						
	Minimum Distance from 2 nd to 5 th Axles (m)						
	4.8	5.0	5.2	5.4	5.6	5.8	6.0
3.6	38.5	39.0	39.5	40.0	40.5	41.0	41.5
3.8	39.5	40.0	40.5	41.0	41.5	42.0	42.5
4.0	40.5	41.0	41.5	42.0	42.5	43.0	43.5
4.2	41.5	42.0	42.5	43.0	43.5	44.0	44.5

Vehicle Designator	TLC6-1B: Trailer						
Minimum Ground Contact Width of Trailer Axles (m)	Maximum Axle Group Mass of Trailer (t)						
2.4	33.0						
2.5	33.0						
2.6	34.0						
2.7	35.0						
2.8	36.0						
2.9	37.0						
3.0	38.0						
3.1	39.0						
3.2	40.0						
3.3	41.0						
3.4	42.0						
3.5	43.0						
3.6	44.0						
3.7	45.0						
3.8	46.0						
3.9	47.0						

Vehicle Designator	TLC6-1C: Dolly axle group						
Minimum Ground Contact Width of Dolly Axles (m)	Maximum Dolly Axle Group Mass (t)						
	Minimum Distance from 2 nd to 5 th Axles (m)						
	4.8	5.0	5.2	5.4	5.6	5.8	6.0
2.4	16.0	16.5	17.0	17.5	18.0	18.5	19.0
2.6	16.5	17.0	17.5	18.0	18.5	19.0	19.5
2.8	17.5	18.0	18.5	19.0	19.5	20.0	20.5
3.0	18.5	19.0	19.5	20.0	20.5	21.0	21.5
3.2	19.5	20.0	20.5	21.0	21.5	22.0	22.0
3.4	20.5	21.0	21.5	22.0	22.0	22.0	22.5
3.6	21.5	22.0	22.0	22.0	22.5	22.5	22.5
3.8	22.0	22.0	22.5	22.5	22.5	23.0	23.0
4.0	22.5	22.5	22.5	23.0	23.0	23.0	23.5

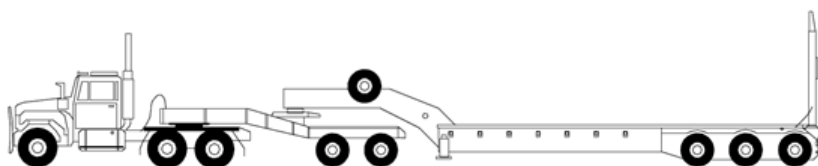
4.2	22.5	23.0	23.0	23.0	23.5	24.0	24.5
-----	------	------	------	------	------	------	------

Vehicle Designator	TLC6-1C: Combined Drive and Dolly axle groups						
Minimum Ground Contact Width of Dolly Axles (m)	Maximum Combined Drive and Dolly Axle Mass (t)						
	Minimum Distance from 2 nd to 5 th Axles (m)						
	4.8	5.0	5.2	5.4	5.6	5.8	6.0
2.4	30.0	30.5	31.0	31.5	32.0	32.5	33.0
2.6	30.5	31.0	31.5	32.0	32.5	33.0	33.5
2.8	31.5	32.0	32.5	33.0	33.5	34.0	34.5
3.0	32.5	33.0	33.5	34.0	34.5	35.0	35.5
3.2	33.5	34.0	34.5	35.0	35.5	36.0	36.5
3.4	34.5	35.0	35.5	36.0	36.5	37.0	37.5
3.6	35.5	36.0	36.5	37.0	37.5	38.0	38.5
3.8	36.5	37.0	37.5	38.0	38.5	39.0	39.5
4.0	37.5	38.0	38.5	39.0	39.5	40.0	40.5
4.2	38.5	39.0	39.5	40.0	40.5	41.0	41.5

Vehicle Designator	TLC6-1C: Trailer
Minimum Ground Contact Width of Trailer Axles (m)	Maximum Axle Group Mass of Trailer (t)
2.4	30.0
2.5	30.0
2.6	31.0
2.7	32.0
2.8	33.0
2.9	34.0
3.0	35.0
3.1	36.0
3.2	37.0
3.3	38.0
3.4	39.0
3.5	40.0
3.6	41.0
3.7	42.0
3.8	43.0
3.9	44.0
4.0	45.0
4.1	46.0
4.2	47.0

Tasmanian Load Carrying 6 (TLC6): Dolly (2 axles, 8 tyres/axle), Trailer (8 tyres/axle)

TLC6-3: A single steer, dual-drive tandem axle group prime mover towing a low loader dolly with a tandem axle group with 8 tyres per axle and a low loader with a spread tri - axle group with 8 tyres per axle.



Vehicle Designator	TLC6-3A: Dolly axle group						
Minimum Ground Contact Width of Dolly Axles (m)	Maximum Dolly Axle Group Mass (t)						
	Minimum Distance from 2 nd to 5 th Axles (m)						
	4.8	5.0	5.2	5.4	5.6	5.8	6.0
2.4	21.0	22.0	22.0	22.5	23.0	23.0	23.0
2.6	22.0	22.0	22.5	23.0	23.0	23.5	24.0
2.8	22.0	22.5	23.0	23.0	24.0	24.5	25.0
3.0	22.5	23.0	23.0	24.0	25.0	25.5	26.0
3.2	23.0	23.0	24.0	25.0	26.0	26.5	27.0
3.4	23.0	24.0	25.0	26.0	27.0	28.0	28.5
3.6	24.0	25.0	26.0	27.0	28.0	29.0	29.5
3.8	25.0	26.0	27.0	28.0	29.0	30.0	31.0
4.0	26.0	27.0	28.0	29.0	30.0	31.0	32.0
4.2	27.0	28.0	29.0	30.0	31.0	32.0	33.0

Vehicle Designator	TLC6-3A: Combined Drive and Dolly axle groups						
Minimum Ground Contact Width of Dolly Axles (m)	Maximum Combined Drive and Dolly Axle Mass (t)						
	Minimum Distance from 2 nd to 5 th Axles (m)						
	4.8	5.0	5.2	5.4	5.6	5.8	6.0
2.4	35.0	36.0	37.0	38.0	39.0	39.5	40.0
2.6	36.0	37.0	38.0	39.0	40.0	40.5	41.0
2.8	37.0	38.0	39.0	40.0	41.0	41.5	42.0
3.0	38.0	39.0	40.0	41.0	42.0	42.5	43.0
3.2	39.0	40.0	41.0	42.0	43.0	43.5	44.0
3.4	40.0	41.0	42.0	43.0	44.0	45.0	45.5
3.6	41.0	42.0	43.0	44.0	45.0	46.0	46.5
3.8	42.0	43.0	44.0	45.0	46.0	47.0	48.0
4.0	43.0	44.0	45.0	46.0	47.0	48.0	49.0
4.2	44.0	45.0	46.0	47.0	48.0	49.0	50.0

Vehicle Designator	TLC6-3A: Trailer
Minimum Ground Contact Width of Trailer Axles (m)	Maximum Axle Group Mass of Trailer (t)
2.4	27.0
2.5	27.0
2.6	29.0
2.7	31.0
2.8	33.0
2.9	34.5
3.0	36.0
3.1	37.5
3.2	39.0
3.3	40.0
3.4	41.0
3.5	42.0
3.6	43.0
3.7	44.0
3.8	45.0
3.9	46.0
4.0	47.0

Vehicle Designator	TLC6-3B: Dolly axle group						
Minimum Ground Contact Width of Dolly Axles (m)	Maximum Dolly Axle Group Mass (t)						
	Minimum Distance from 2 nd to 5 th Axles (m)						
	4.8	5.0	5.2	5.4	5.6	5.8	6.0
2.4	19.0	19.5	20.0	20.5	21.0	21.5	22.0
2.6	19.5	20.0	20.5	21.0	21.5	22.0	22.0
2.8	20.5	21.0	21.5	22.0	22.0	22.0	22.5
3.0	21.5	22.0	22.0	22.0	22.5	22.5	22.5
3.2	22.0	22.0	22.5	22.5	22.5	23.0	23.0
3.4	22.5	22.5	22.5	23.0	23.0	23.0	23.5
3.6	22.5	23.0	23.0	23.0	23.5	24.0	24.5
3.8	23.0	23.0	23.5	24.0	24.5	25.0	25.5
4.0	23.5	24.0	24.5	25.0	25.5	26.0	26.5
4.2	24.5	25.0	25.5	26.0	26.5	27.0	27.5

Vehicle Designator	TLC6-3B: Combined Drive and Dolly axle groups						
Minimum Ground Contact Width of Dolly Axles (m)	Maximum Combined Drive and Dolly Axle Mass (t)						
	Minimum Distance from 2 nd to 5 th Axles (m)						
	4.8	5.0	5.2	5.4	5.6	5.8	6.0
2.4	33.0	33.5	34.0	34.5	35.0	35.5	36.0

Vehicle Designator	TLC6-3B: Combined Drive and Dolly axle groups						
Minimum Ground Contact Width of Dolly Axles (m)	Maximum Combined Drive and Dolly Axle Mass (t)						
	Minimum Distance from 2 nd to 5 th Axles (m)						
	4.8	5.0	5.2	5.4	5.6	5.8	6.0
2.6	33.5	34.0	34.5	35.0	35.5	36.0	36.5
2.8	34.5	35.0	35.5	36.0	36.5	37.0	37.5
3.0	35.5	36.0	36.5	37.0	37.5	38.0	38.5
3.2	36.5	37.0	37.5	38.0	38.5	39.0	39.5
3.4	37.5	38.0	38.5	39.0	39.5	40.0	40.5
3.6	38.5	39.0	39.5	40.0	40.5	41.0	41.5
3.8	39.5	40.0	40.5	41.0	41.5	42.0	42.5
4.0	40.5	41.0	41.5	42.0	42.5	43.0	43.5
4.2	41.5	42.0	42.5	43.0	43.5	44.0	44.5

Vehicle Designator	TLC6-3B: Trailer
Minimum Ground Contact Width of Trailer Axles (m)	Maximum Axle Group Mass of Trailer (t)
2.4	26.0
2.5	26.0
2.6	27.0
2.7	28.0
2.8	29.0
2.9	30.0
3.0	31.0
3.1	32.0
3.2	33.0
3.3	34.0
3.4	35.0
3.5	36.0
3.6	37.0
3.7	38.0
3.8	39.0
3.9	40.0
4.0	41.0
4.1	42.0
4.2	43.0
4.3	44.0

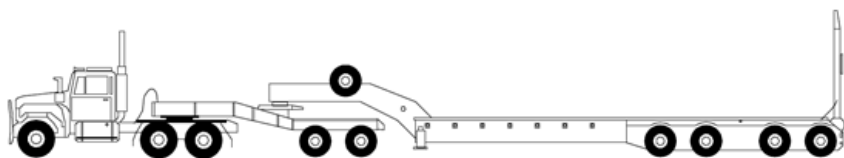
Vehicle Designator	TLC6-3C: Dolly axle group						
Minimum Ground Contact Width of Dolly Axles (m)	Maximum Dolly Axle Group Mass (t)						
	Minimum Distance from 2 nd to 5 th Axles (m)						
	4.8	5.0	5.2	5.4	5.6	5.8	6.0
2.4	16.0	16.5	17.0	17.5	18.0	18.5	19.0
2.6	16.5	17.0	17.5	18.0	18.5	19.0	19.5
2.8	17.5	18.0	18.5	19.0	19.5	20.0	20.5
3.0	18.5	19.0	19.5	20.0	20.5	21.0	21.5
3.2	19.5	20.0	20.5	21.0	21.5	22.0	22.0
3.4	20.5	21.0	21.5	22.0	22.0	22.0	22.5
3.6	21.5	22.0	22.0	22.0	22.5	22.5	22.5
3.8	22.0	22.0	22.5	22.5	22.5	23.0	23.0
4.0	22.5	22.5	22.5	23.0	23.0	23.0	23.5
4.2	22.5	23.0	23.0	23.0	23.5	24.0	24.5

Vehicle Designator	TLC6-3C: Combined Drive and Dolly axle groups						
Minimum Ground Contact Width of Dolly Axles (m)	Maximum Combined Drive and Dolly Axle Mass (t)						
	Minimum Distance from 2 nd to 5 th Axles (m)						
	4.8	5.0	5.2	5.4	5.6	5.8	6.0
2.4	30.0	30.5	31.0	31.5	32.0	32.5	33.0
2.6	30.5	31.0	31.5	32.0	32.5	33.0	33.5
2.8	31.5	32.0	32.5	33.0	33.5	34.0	34.5
3.0	32.5	33.0	33.5	34.0	34.5	35.0	35.5
3.2	33.5	34.0	34.5	35.0	35.5	36.0	36.5
3.4	34.5	35.0	35.5	36.0	36.5	37.0	37.5
3.6	35.5	36.0	36.5	37.0	37.5	38.0	38.5
3.8	36.5	37.0	37.5	38.0	38.5	39.0	39.5
4.0	37.5	38.0	38.5	39.0	39.5	40.0	40.5
4.2	38.5	39.0	39.5	40.0	40.5	41.0	41.5

Vehicle Designator	TLC6-3C: Trailer
Minimum Ground Contact Width of Trailer Axles (m)	Maximum Axle Group Mass of Trailer (t)
2.4	24.0
2.5	24.0
2.6	25.0
2.7	26.0
2.8	27.0
2.9	28.0
3.0	29.0
3.1	30.0
3.2	31.0
3.3	32.0
3.4	33.0
3.5	34.0
3.6	35.0
3.7	36.0
3.8	37.0
3.9	38.0
4.0	39.0
4.1	40.0
4.2	41.0
4.3	42.0

Tasmanian Load Carrying 7 (TLC7): Dolly (2 axles, 8 tyres/axle), Trailer (4 tyres/axle)

TLC7-1: A single steer, dual-drive tandem axle group prime mover towing a low loader dolly with a tandem axle group with 8 tyres per axle and a low loader with a spread quad - axle group with 4 tyres per axle.



Vehicle Designator	TLC7-1A: Dolly axle group						
Minimum Ground Contact Width of Dolly Axles (m)	Maximum Dolly Axle Group Mass (t)						
	Minimum Distance from 2 nd to 5 th Axles (m)						
	4.8	5.0	5.2	5.4	5.6	5.8	6.0
2.4	21.0	22.0	22.0	22.5	23.0	23.0	23.0
2.6	22.0	22.0	22.5	23.0	23.0	23.5	24.0
2.8	22.0	22.5	23.0	23.0	24.0	24.5	25.0
3.0	22.5	23.0	23.0	24.0	25.0	25.5	26.0
3.2	23.0	23.0	24.0	25.0	26.0	26.5	27.0
3.4	23.0	24.0	25.0	26.0	27.0	28.0	28.5
3.6	24.0	25.0	26.0	27.0	28.0	29.0	29.5
3.8	25.0	26.0	27.0	28.0	29.0	30.0	31.0
4.0	26.0	27.0	28.0	29.0	30.0	31.0	32.0
4.2	27.0	28.0	29.0	30.0	31.0	32.0	33.0

Vehicle Designator	TLC7-1A: Combined Drive and Dolly axle groups						
Minimum Ground Contact Width of Dolly Axles (m)	Maximum Combined Drive and Dolly Axle Mass (t)						
	Minimum Distance from 2 nd to 5 th Axles (m)						
	4.8	5.0	5.2	5.4	5.6	5.8	6.0
2.4	35.0	36.0	37.0	38.0	39.0	39.5	40.0
2.6	36.0	37.0	38.0	39.0	40.0	40.5	41.0
2.8	37.0	38.0	39.0	40.0	41.0	41.5	42.0
3.0	38.0	39.0	40.0	41.0	42.0	42.5	43.0
3.2	39.0	40.0	41.0	42.0	43.0	43.5	44.0
3.4	40.0	41.0	42.0	43.0	44.0	45.0	45.5
3.6	41.0	42.0	43.0	44.0	45.0	46.0	46.5
3.8	42.0	43.0	44.0	45.0	46.0	47.0	48.0
4.0	43.0	44.0	45.0	46.0	47.0	48.0	49.0
4.2	44.0	45.0	46.0	47.0	48.0	49.0	50.0

Vehicle Designator	TLC7-1A: Trailer
Minimum Ground Contact Width of Trailer Axles (m)	Maximum Axle Group Mass of Trailer (t)
2.4	35.0

Vehicle Designator	TLC7-1B: Dolly axle group						
Minimum Ground Contact Width of Dolly Axles (m)	Maximum Dolly Axle Group Mass (t)						
	Minimum Distance from 2 nd to 5 th Axles (m)						
	4.8	5.0	5.2	5.4	5.6	5.8	6.0
2.4	19.0	19.5	20.0	20.5	21.0	21.5	22.0
2.6	19.5	20.0	20.5	21.0	21.5	22.0	22.0
2.8	20.5	21.0	21.5	22.0	22.0	22.0	22.5
3.0	21.5	22.0	22.0	22.0	22.5	22.5	22.5
3.2	22.0	22.0	22.5	22.5	22.5	23.0	23.0
3.4	22.5	22.5	22.5	23.0	23.0	23.0	23.5
3.6	22.5	23.0	23.0	23.0	23.5	24.0	24.5
3.8	23.0	23.0	23.5	24.0	24.5	25.0	25.5
4.0	23.5	24.0	24.5	25.0	25.5	26.0	26.5
4.2	24.5	25.0	25.5	26.0	26.5	27.0	27.5

Vehicle Designator	TLC7-1B: Combined Drive and Dolly axle groups						
Minimum Ground Contact Width of Dolly Axles (m)	Maximum Combined Drive and Dolly Axle Mass (t)						
	Minimum Distance from 2 nd to 5 th Axles (m)						
	4.8	5.0	5.2	5.4	5.6	5.8	6.0
2.4	33.0	33.5	34.0	34.5	35.0	35.5	36.0
2.6	33.5	34.0	34.5	35.0	35.5	36.0	36.5
2.8	34.5	35.0	35.5	36.0	36.5	37.0	37.5
3.0	35.5	36.0	36.5	37.0	37.5	38.0	38.5
3.2	36.5	37.0	37.5	38.0	38.5	39.0	39.5
3.4	37.5	38.0	38.5	39.0	39.5	40.0	40.5
3.6	38.5	39.0	39.5	40.0	40.5	41.0	41.5
3.8	39.5	40.0	40.5	41.0	41.5	42.0	42.5
4.0	40.5	41.0	41.5	42.0	42.5	43.0	43.5
4.2	41.5	42.0	42.5	43.0	43.5	44.0	44.5

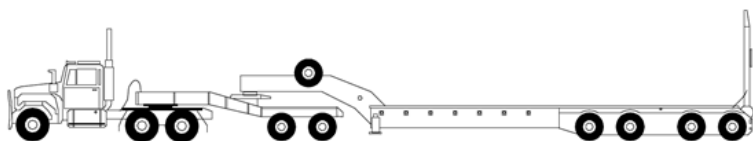
Vehicle Designator	TLC7-1B: Trailer
Minimum Ground Contact Width of Trailer Axles (m)	Maximum Axle Group Mass of Trailer (t)
2.4	33.0
2.5	33.0
2.6	34.0
2.7	35.0

Vehicle Designator	TLC7-1C: Dolly axle group						
Minimum Ground Contact Width of Dolly Axles (m)	Maximum Dolly Axle Group Mass (t)						
	Minimum Distance from 2 nd to 5 th Axles (m)						
	4.8	5.0	5.2	5.4	5.6	5.8	6.0
2.4	16.0	16.5	17.0	17.5	18.0	18.5	19.0
2.6	16.5	17.0	17.5	18.0	18.5	19.0	19.5
2.8	17.5	18.0	18.5	19.0	19.5	20.0	20.5
3.0	18.5	19.0	19.5	20.0	20.5	21.0	21.5
3.2	19.5	20.0	20.5	21.0	21.5	22.0	22.0
3.4	20.5	21.0	21.5	22.0	22.0	22.0	22.5
3.6	21.5	22.0	22.0	22.0	22.5	22.5	22.5
3.8	22.0	22.0	22.5	22.5	22.5	23.0	23.0
4.0	22.5	22.5	22.5	23.0	23.0	23.0	23.5
4.2	22.5	23.0	23.0	23.0	23.5	24.0	24.5

Vehicle Designator	TLC7-1C: Combined Drive and Dolly axle groups						
Minimum Ground Contact Width of Dolly Axles (m)	Maximum Combined Drive and Dolly Axle Mass (t)						
	Minimum Distance from 2 nd to 5 th Axles (m)						
	4.8	5.0	5.2	5.4	5.6	5.8	6.0
2.4	30.0	30.5	31.0	31.5	32.0	32.5	33.0
2.6	30.5	31.0	31.5	32.0	32.5	33.0	33.5
2.8	31.5	32.0	32.5	33.0	33.5	34.0	34.5
3.0	32.5	33.0	33.5	34.0	34.5	35.0	35.5
3.2	33.5	34.0	34.5	35.0	35.5	36.0	36.5
3.4	34.5	35.0	35.5	36.0	36.5	37.0	37.5
3.6	35.5	36.0	36.5	37.0	37.5	38.0	38.5
3.8	36.5	37.0	37.5	38.0	38.5	39.0	39.5
4.0	37.5	38.0	38.5	39.0	39.5	40.0	40.5
4.2	38.5	39.0	39.5	40.0	40.5	41.0	41.5

Vehicle Designator	TLC7-1C: Trailer
Minimum Ground Contact Width of Trailer Axles (m)	Maximum Axle Group Mass of Trailer (t)
2.4	30.0
2.5	30.0
2.6	31.0
2.7	32.0
2.8	33.0
2.9	34.0
3.0	35.0

TLC7-1SW: A single steer, dual-drive tandem axle group prime mover towing a low loader dolly with a tandem axle group with 8 tyres per axle and a low loader with a spread quad axle group with two spreadable axles and two fixed steerable axles with 4 tyres per axle.



Vehicle Designator	TLC7-1SWA: Dolly axle group						
Minimum Ground Contact Width of Dolly Axles (m)	Maximum Dolly Axle Group Mass (t)						
	Minimum Distance from 2 nd to 5 th Axles (m)						
	4.8	5.0	5.2	5.4	5.6	5.8	6.0
2.4	21.0	22.0	22.0	22.5	23.0	23.0	23.0
2.6	22.0	22.0	22.5	23.0	23.0	23.5	24.0
2.8	22.0	22.5	23.0	23.0	24.0	24.5	25.0
3.0	22.5	23.0	23.0	24.0	25.0	25.5	26.0
3.2	23.0	23.0	24.0	25.0	26.0	26.5	27.0
3.4	23.0	24.0	25.0	26.0	27.0	28.0	28.5
3.6	24.0	25.0	26.0	27.0	28.0	29.0	29.5
3.8	25.0	26.0	27.0	28.0	29.0	30.0	31.0
4.0	26.0	27.0	28.0	29.0	30.0	31.0	32.0
4.2	27.0	28.0	29.0	30.0	31.0	32.0	33.0

Vehicle Designator	TLC7-1SWA: Combined Drive and Dolly axle groups						
Minimum Ground Contact Width of Dolly Axles (m)	Maximum Combined Drive and Dolly Axle Mass (t)						
	Minimum Distance from 2 nd to 5 th Axles (m)						
	4.8	5.0	5.2	5.4	5.6	5.8	6.0
2.4	35.0	36.0	37.0	38.0	39.0	39.5	40.0
2.6	36.0	37.0	38.0	39.0	40.0	40.5	41.0
2.8	37.0	38.0	39.0	40.0	41.0	41.5	42.0
3.0	38.0	39.0	40.0	41.0	42.0	42.5	43.0
3.2	39.0	40.0	41.0	42.0	43.0	43.5	44.0
3.4	40.0	41.0	42.0	43.0	44.0	45.0	45.5
3.6	41.0	42.0	43.0	44.0	45.0	46.0	46.5
3.8	42.0	43.0	44.0	45.0	46.0	47.0	48.0
4.0	43.0	44.0	45.0	46.0	47.0	48.0	49.0
4.2	44.0	45.0	46.0	47.0	48.0	49.0	50.0

Vehicle Designator		TLC7-1SWA: Trailer
Minimum Ground Contact Width of Trailer Axles (m)		Maximum Axle Group Mass (t)
Front Two Trailer Axles	Rear Two Trailer Axles	Trailer
2.4	2.4	35.0

Vehicle Designator	TLC7-1SWB: Dolly axle group						
Minimum Ground Contact Width of Dolly Axles (m)	Maximum Dolly Axle Group Mass (t)						
	Minimum Distance from 2 nd to 5 th Axles (m)						
	4.8	5.0	5.2	5.4	5.6	5.8	6.0
2.4	19.0	19.5	20.0	20.5	21.0	21.5	22.0
2.6	19.5	20.0	20.5	21.0	21.5	22.0	22.0
2.8	20.5	21.0	21.5	22.0	22.0	22.0	22.5
3.0	21.5	22.0	22.0	22.0	22.5	22.5	22.5
3.2	22.0	22.0	22.5	22.5	22.5	23.0	23.0
3.4	22.5	22.5	22.5	23.0	23.0	23.0	23.5
3.6	22.5	23.0	23.0	23.0	23.5	24.0	24.5
3.8	23.0	23.0	23.5	24.0	24.5	25.0	25.5
4.0	23.5	24.0	24.5	25.0	25.5	26.0	26.5
4.2	24.5	25.0	25.5	26.0	26.5	27.0	27.5

Vehicle Designator	TLC7-1SWB: Combined Drive and Dolly axle groups						
Minimum Ground Contact Width of Dolly Axles (m)	Maximum Combined Drive and Dolly Axle Mass (t)						
	Minimum Distance from 2 nd to 5 th Axles (m)						
	4.8	5.0	5.2	5.4	5.6	5.8	6.0
2.4	33.0	33.5	34.0	34.5	35.0	35.5	36.0
2.6	33.5	34.0	34.5	35.0	35.5	36.0	36.5
2.8	34.5	35.0	35.5	36.0	36.5	37.0	37.5
3.0	35.5	36.0	36.5	37.0	37.5	38.0	38.5
3.2	36.5	37.0	37.5	38.0	38.5	39.0	39.5
3.4	37.5	38.0	38.5	39.0	39.5	40.0	40.5
3.6	38.5	39.0	39.5	40.0	40.5	41.0	41.5
3.8	39.5	40.0	40.5	41.0	41.5	42.0	42.5
4.0	40.5	41.0	41.5	42.0	42.5	43.0	43.5
4.2	41.5	42.0	42.5	43.0	43.5	44.0	44.5

Vehicle Designator		TLC7-1SWB: Trailer
Minimum Ground Contact Width of Trailer Axles (m)		Maximum Axle Group Mass (t)
Front Two Trailer Axles	Rear Two Trailer Axles	Trailer
2.4	2.4	33.0
2.5	2.4	33.0
2.6	2.4	33.5
2.7	2.4	34.0
2.8	2.4	34.5
2.9	2.4	35.0

Vehicle Designator	TLC7-1SWC: Dolly axle group						
Minimum Ground Contact Width of Dolly Axles (m)	Maximum Dolly Axle Group Mass (t)						
	Minimum Distance from 2 nd to 5 th Axles (m)						
	4.8	5.0	5.2	5.4	5.6	5.8	6.0
2.4	16.0	16.5	17.0	17.5	18.0	18.5	19.0
2.6	16.5	17.0	17.5	18.0	18.5	19.0	19.5
2.8	17.5	18.0	18.5	19.0	19.5	20.0	20.5
3.0	18.5	19.0	19.5	20.0	20.5	21.0	21.5
3.2	19.5	20.0	20.5	21.0	21.5	22.0	22.0
3.4	20.5	21.0	21.5	22.0	22.0	22.0	22.5
3.6	21.5	22.0	22.0	22.0	22.5	22.5	22.5
3.8	22.0	22.0	22.5	22.5	22.5	23.0	23.0
4.0	22.5	22.5	22.5	23.0	23.0	23.0	23.5
4.2	22.5	23.0	23.0	23.0	23.5	24.0	24.5

Vehicle Designator	TLC7-1SWC: Combined Drive and Dolly axle groups						
Minimum Ground Contact Width of Dolly Axles (m)	Maximum Combined Drive and Dolly Axle Mass (t)						
	Minimum Distance from 2 nd to 5 th Axles (m)						
	4.8	5.0	5.2	5.4	5.6	5.8	6.0
2.4	30.0	30.5	31.0	31.5	32.0	32.5	33.0
2.6	30.5	31.0	31.5	32.0	32.5	33.0	33.5
2.8	31.5	32.0	32.5	33.0	33.5	34.0	34.5
3.0	32.5	33.0	33.5	34.0	34.5	35.0	35.5
3.2	33.5	34.0	34.5	35.0	35.5	36.0	36.5
3.4	34.5	35.0	35.5	36.0	36.5	37.0	37.5
3.6	35.5	36.0	36.5	37.0	37.5	38.0	38.5
3.8	36.5	37.0	37.5	38.0	38.5	39.0	39.5
4.0	37.5	38.0	38.5	39.0	39.5	40.0	40.5
4.2	38.5	39.0	39.5	40.0	40.5	41.0	41.5

Vehicle Designator		TLC7-1SWC: Trailer
Minimum Ground Contact Width of Trailer axles(m)		Maximum Axle Group Mass (t)
Front Two Trailer Axles	Rear Two Trailer Axles	Trailer
2.4	2.4	30.0
2.5	2.4	30.0
2.6	2.4	30.5
2.7	2.4	31.0
2.8	2.4	31.5
2.9	2.4	32.0
3	2.4	32.5
3.1	2.4	33.0
3.2	2.4	33.5
3.3	2.4	34.0
3.4	2.4	34.5
3.5	2.4	35.0

Introduction

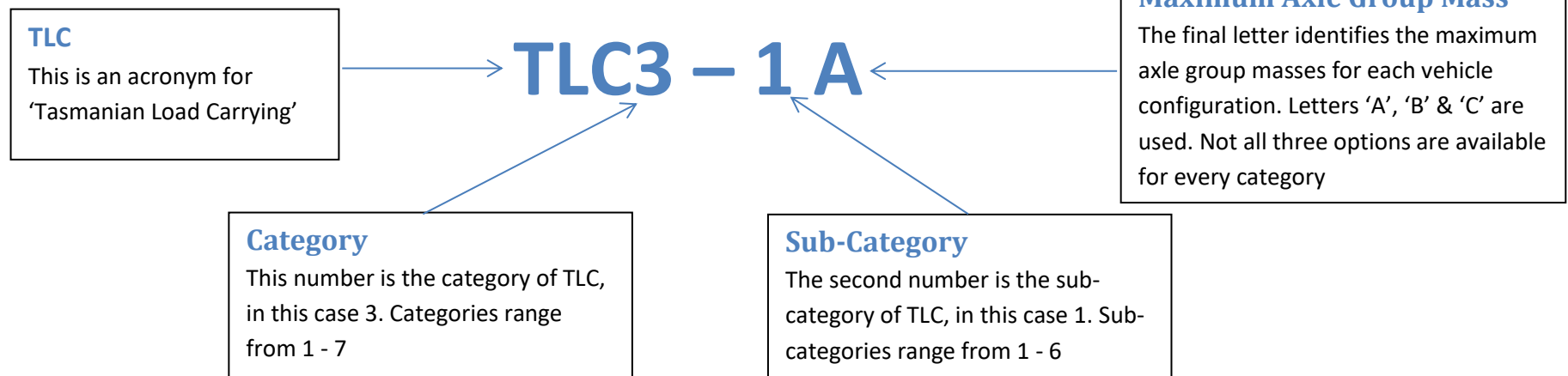
This information is to be read in conjunction with the Notice. Vehicles designated in this guide are known as 'eligible vehicles' in the Notice.

This Self-Assessment Tool will help you decide which eligible vehicle is applicable for vehicles TLC2 to TLC7. TLC 1 is not included in this tool.

This Self-Assessment Tool will provide the category and sub-category to assist with determining the correct vehicle designator. To select the final 'eligible' vehicle, you will need to consider axle spacing, ground contact width, individual axle masses and overall mass using the specifics in the Notice and this guide.

The prime mover in all eligible vehicles is a single steer and tandem drive.

If the heavy vehicle is a class 1 load carrying vehicle but is only oversized (not overmass), the vehicle will be a TLC1 - pending compliance with the specifics in the Notice and this guide.



How to use the Tasmanian Class 1 Load Carrying Vehicle Guide Self-Assessment Tool:

Step 1 – Use the flowchart to select the 'category' of TLC vehicle.

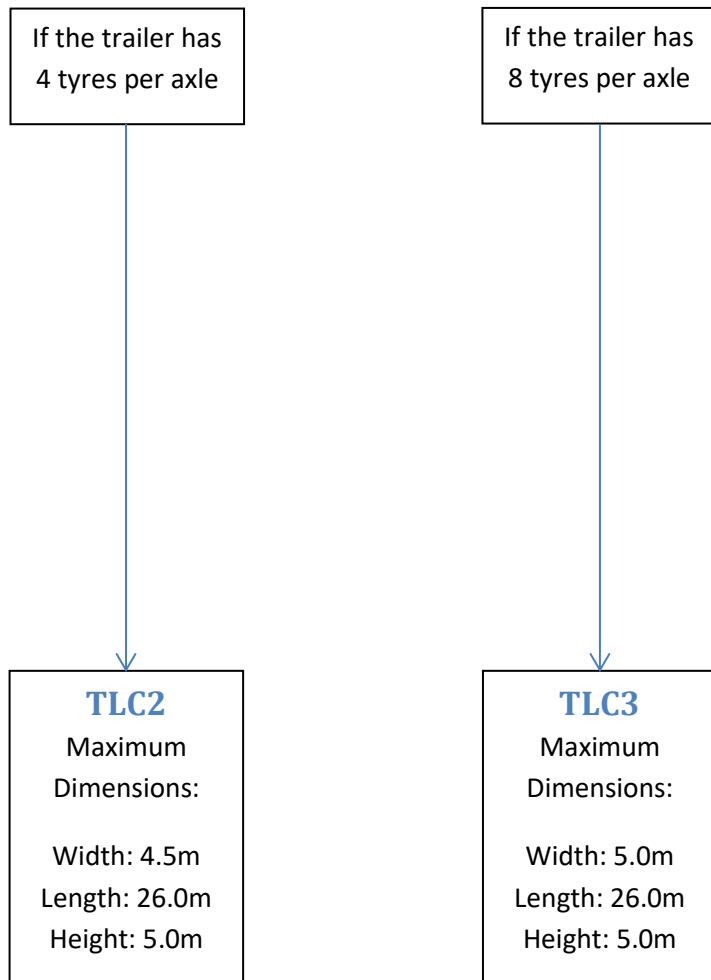
Step 2 – Select the trailer from the table which will give you the TLC 'sub-category'.

Step 3 – Use the [Tasmanian Class 1 Load Carrying Vehicle Guide](#) to select the 'Maximum Axle Group Mass' in relation to the ground contact width etc.

Step 4 – You now have the 'eligible' vehicle from the Guide.

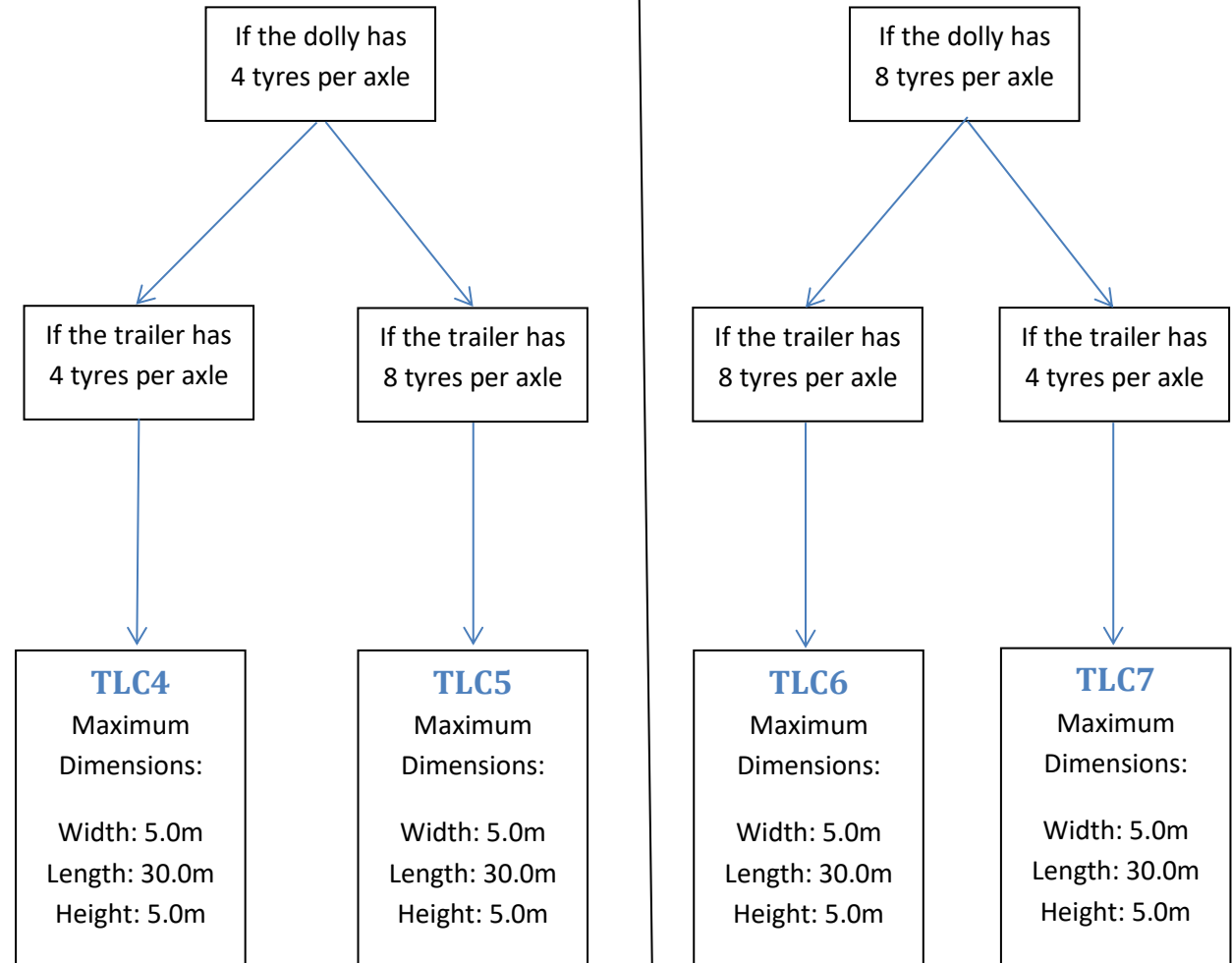
Use the flow chart below to select the TLC 'CATEGORY'

TLC Vehicle WITHOUT a dolly

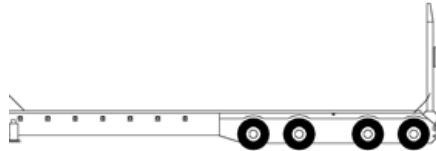
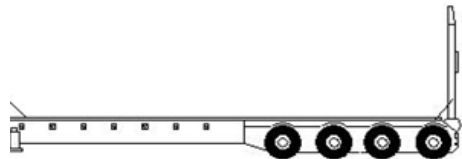
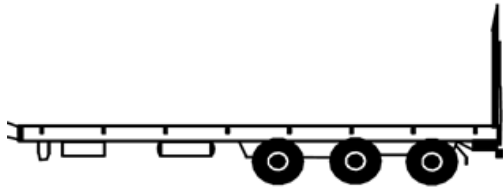
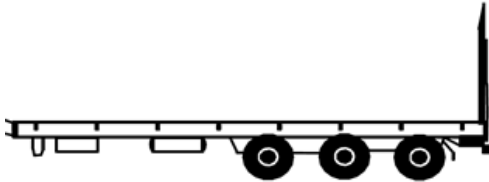
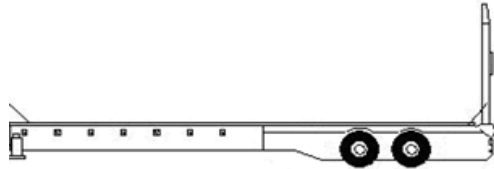



TLC Vehicle WITH a 2 axle dolly

Note the Guide only applies to a low loader dolly with 2 axles, if the low loader dolly does not have 2 axles the Guide does not apply.



Use the information below to select the TLC
'SUB-CATEGORY'

Sub category	Diagram	Axle Spacing
1	<p style="text-align: center;">Spread Quad Axle Low Loader/SW</p> 	<p>1.2m, 2.4m, 1.2m minimum trailer axle spacing</p> <p>SW – references steering widener</p>
2	<p style="text-align: center;">Closed Quad Axle Low Loader</p> 	<p>1.2m minimum trailer axle spacing</p>
3	<p style="text-align: center;">Spread Tri Axle Semitrailer</p> 	<p>1.8m minimum trailer axle spacing</p>
4	<p style="text-align: center;">Closed Tri Axle Semitrailer</p> 	<p>1.2m minimum trailer axle spacing</p>
5	<p style="text-align: center;">Closed Tandem Axle Semitrailer</p> 	<p>1.2m minimum trailer axle spacing</p>
6	<p style="text-align: center;">Single Axle Semitrailer</p> 	<p>Not applicable</p>