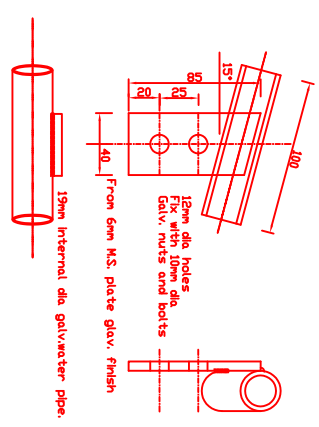
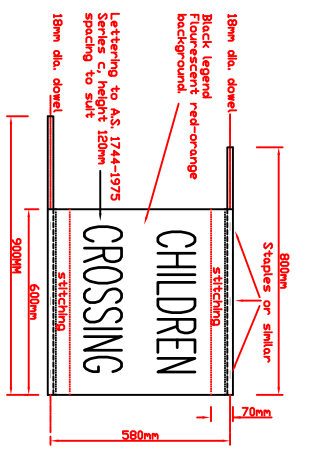
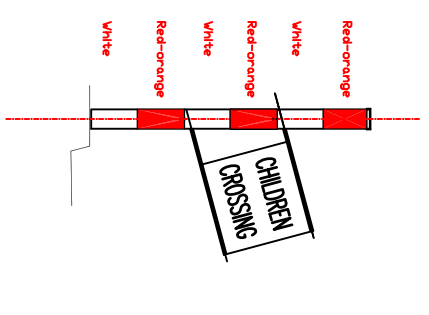
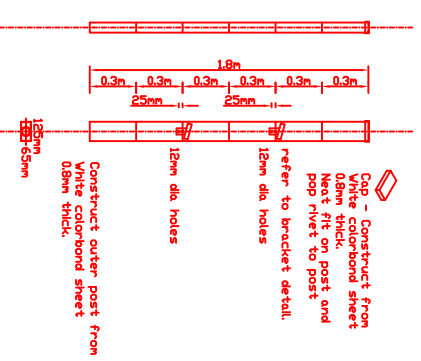


### CHILDREN'S CROSSING WITH KERB EXTENSION

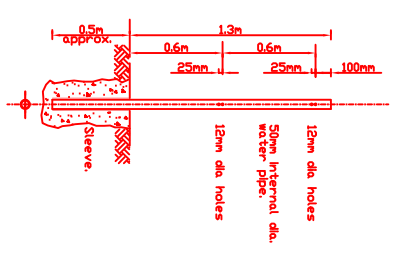
- NOTES:
1. All dimensions are in metres unless stated otherwise.
  2. All dimensions shown are minimal, any variations must be approved by the supervising officer.
  3. Warning sign to be provided where crossing is not within a School Speed Limit.
  4. B3 Barrier Line to be B4 if the road has a centreline marking.
  5. Kerb Ramps - if whole kerb extension is raised the ramp is to be positioned at road edge SEE DETAIL A
  6. Ramps to Standard Drawing 3402-7/P38
  7. For line types refer to Drawing 3405-14/P48



Flag Holder Bracket, 2 off per post  
Scale 1:2 All dimensions in mm.



Outer post detail  
scale 1:10



Inner post detail  
scale 1:50

DRAFTING		DESIGN		DEPARTMENT OF INFRASTRUCTURE, ENERGY AND RESOURCES, TASMANIA	
DRN	DATE	DESIGNED	DATE	CHILDRENS CROSSING WITH EXTENSION STANDARD LAYOUT	
CHKD	DATE	RECOMMENDED/CHECKED	DATE		
APPD	DATE	ACCEPTED	DATE		
AMND	DATE	APPROVED	DATE		
DRAWN: P Malin 5/2/00			CONTRACT No. / INSTNCE SHEET No.		
CHECKED: GH Nov00					
APPROVED: M Prodovnic					
DATE ACCEPTED					
No.	AMENDMENTS	CHECKED	DATE	APPROVED	
1	Flag and post details added.	GH	Nov00		DRG. No. G/10/451A