

Transporting Rowboats, Surfboats, Yachts and Light Aircraft

This bulletin provides information and conditions of a regulation exemption prescribed in the *Vehicle and Traffic (Vehicle Operations) Notice 2022* (the Notice) that is in place to enable the transport of rowboats, surfboats, yachts or light aircraft on a trailer built for this specific purpose.

To operate under the exemption, the vehicle towing the trailer must have a Gross Vehicle Mass (GVM) of 4.5 tonnes or less. In addition, the trailer transporting the row boats, surfboats, yachts or light aircraft must have an Aggregate Trailer Mass (ATM) of 4.5 tonnes or less, have the axles located at or near the centre of the load carrying area and be connected to the towing vehicle by a draw bar mounted coupling.

The exemption only applies to the transport of the items listed above as due to their length when loaded on a light trailer, exceed the overall length or rear overhang dimensions.

When transporting these items the load is to be positioned in a manner that minimises all overall dimensions.

Conditions of use under the *Vehicle and Traffic (Vehicle Operations) Notice 2022*

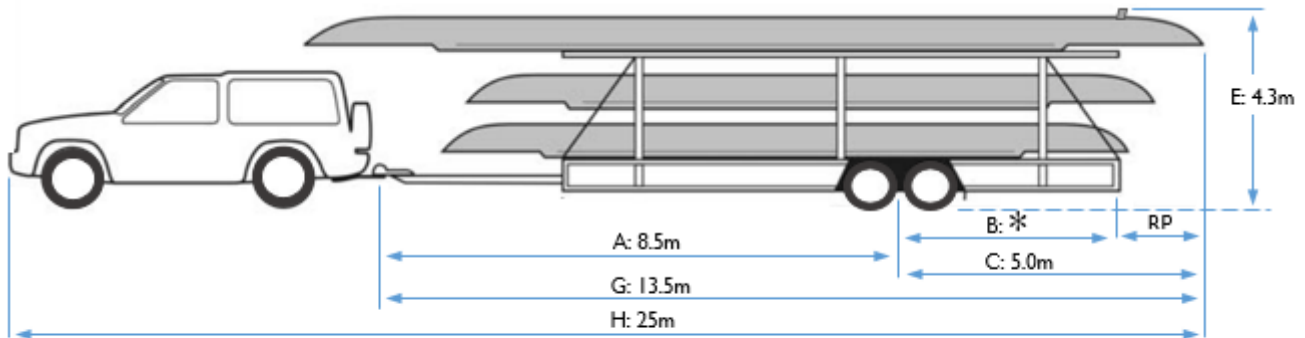
The dimensions indicated in the following table must not be exceeded.

Table 1

Diagram I reference	Trailer dimension limits covered by the Notice	
	Measurement point	Maximum dimension in metres
A.	Tow coupling pivot point to the centre of the: 1. axle for a single axle trailer, or 2. axle group for a tandem or tri-axle trailer.	8.5 metres
B.	Centre of axle or axle group to rear of trailer.	1. For a trailer being used on a road or road related area <u>unladen</u> – the lesser of: – The length of the load carrying area ahead of the rear overhang line; or – 3.7 metres. 2. For a trailer that will only be used on a road or road related area <u>while carrying</u> any of the above loads – 5.0m.
C.	Centre of axle or axle group to rear of load	5.0 metres
D.	Length of forward projection (load projecting in front of trailer coupling)	1.2 metres
E.	Height (ground to top of trailer or load)	4.3 metres
F.	Width (excludes lights and reflectors)	2.5 metres
G.	Length of laden trailer (A+C)	13.5 metres
H.	Length of motor vehicle and loaded trailer	25.0 metres
RP	Rear projection	The difference between C & B in Diagram (I) below

Transporting Rowboats, Surfboats, Yachts and Light Aircraft

Diagram I



Notes:

* = Refer Table I

Conditions of use

1. The motor vehicle headlights must be displayed on low beam when travelling on a road or road related area;
2. If the combination is being used during daylight hours (sunrise to sunset). A red flag of at least 300mm long and 300mm wide must be affixed to the rear most point of the load;
3. If the combination is being used at night (sunset to sunrise), the trailer must display:
 - a. Side marker lights showing yellow to the front and red to the rear no more than 2 metres apart along both sides of the vehicle and along any front or rear projection; and
 - b. 2 red lights fixed to the rear of any rear-projecting load, within 400 millimetres of each side of the load, and at least one metre but not more than 2.1 metres above the ground;
4. If the combined length of the towing vehicle, trailer and load exceeds 22 metres, it must also;-
 - c. Display an “oversize” vehicle sign at the front and one at the rear of the combination; and
 - d. Display warning lights when used at night;

(Requirements for oversize signs and warning lights are included below)
5. If the loaded trailer’s dimension from the centre of the single axle or axle group, to the rear of the load exceeds 3.7 metres, an oversize vehicle sign must be displayed at the front and at the rear of the combination.

Dimensions and requirements of an “OVERSIZE” sign



The face of a warning sign must have a yellow surface at least 1.2m long and 450mm high which complies with Class 1 or 2 of Australian Standard AS 1906, Retro-reflective Materials and Devices for Road Traffic Control Purposes, 1990 , Parts 1 to 4 as amended. The sign may be split into two parts depicting “OVER” on one sign and “SIZE” on the other with no boarder between the two parts and a combined length of 1.2m.

The word “OVERSIZE” must be in black upper-case lettering conforming to Australian Standard AS1744; forms of letters and numerals for road signs in typeface series C(N). Letters must be at least 200mm high.

The top and bottom of the lettering must be at least 125mm from the top and bottom of the sign respectively.

The face of the warning sign must have a black border at least 20 millimetres wide.

The outermost edge of the border must be set at least 10 millimetres in from the edge of the sign unless

Transporting Rowboats, Surfboats, Yachts and Light Aircraft

the sign has been made with a box edge.

The warning sign must have its manufacturer's name or trademark permanently marked in letters at least 3 millimetres but not more than 10 millimetres high. The marking may appear in any visible location on the sign.

A warning sign should be made of rigid, flat, weatherproof material however it may be made of flexible material if the vehicle or its load is unsuitable for a rigid sign.

Additional information.

Trailer ratings

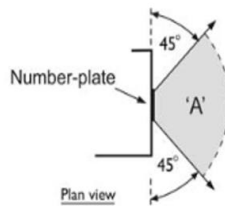
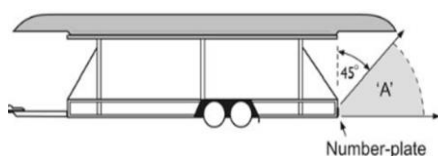
The total mass of the laden trailer must not exceed the trailer's Aggregate Trailer Mass (ATM) rating.

Tow rating of vehicles and equipment

The towing vehicle's tow rating, tow bar and ball ratings, must be equal to or greater than the total loaded mass of the trailer. These ratings must not be exceeded.

Number plates

The trailer number plate must be mounted in an upright position, parallel to the vehicle's axle and not be more than 1.3 metres from the ground. It is to be mounted at or near the rear of the vehicle and be clearly visible from 20 metres at all points within arcs 'A' of the diagrams below.



Load security

The driver of the motor vehicle towing the trailer must ensure that all items constituting the load are secure and will not become loose or detach from the vehicle under normal driving conditions.

The load must be secured in accordance with the performance standards as outlined in the Load Restraint Guide for light vehicles, available from the National Transport Commission's website: <https://www.ntc.gov.au/codes-and-guidelines/load-restraint-guide>

Rear Projection (RP)

Limiting the rear projection of the load being carried on the trailer, will help ensure the vehicle stays within its designated lane when turning at intersections or roundabouts and not impede other road users.

Definitions

Light trailer – A trailer with an Aggregate Trailer Mass (ATM) not exceeding 4.5 tonnes.

Light motor vehicle – A motor vehicle with a Gross Vehicle Mass (GVM) not exceeding 4.5 tonnes.

Rear Overhang - For the purpose of the exemption, rear overhang is the dimension from the centre of the single axle or axle group to the rear most point of the trailer or load, whichever is the greater distance.

Rear Overhang Line – Centre of the rear axle or axle group.

Normal Driving Conditions – Includes; moving off, normal braking, heavy braking and any manoeuvres required to perform changes in direction on all road types and terrains.

FURTHER INFORMATION;

For more information contact:

Department of State Growth
Vehicle Standards

GPO Box 536

Hobart TAS 7001

Phone: (03) 03 6166 3263

Email:

vehiclestandards@stategrowth.tas.gov.au

Web: www.transport.tas.gov.au

Disclaimer

The information contained in this bulletin is for guidance only. All effort has been taken to ensure the information is true and accurate at the time of production.

Any changes in legislative requirements will take precedence over the information contained in this information bulletin.

Diagrams in this bulletin are representations depicting to explain the written description and not drawn to any scale.