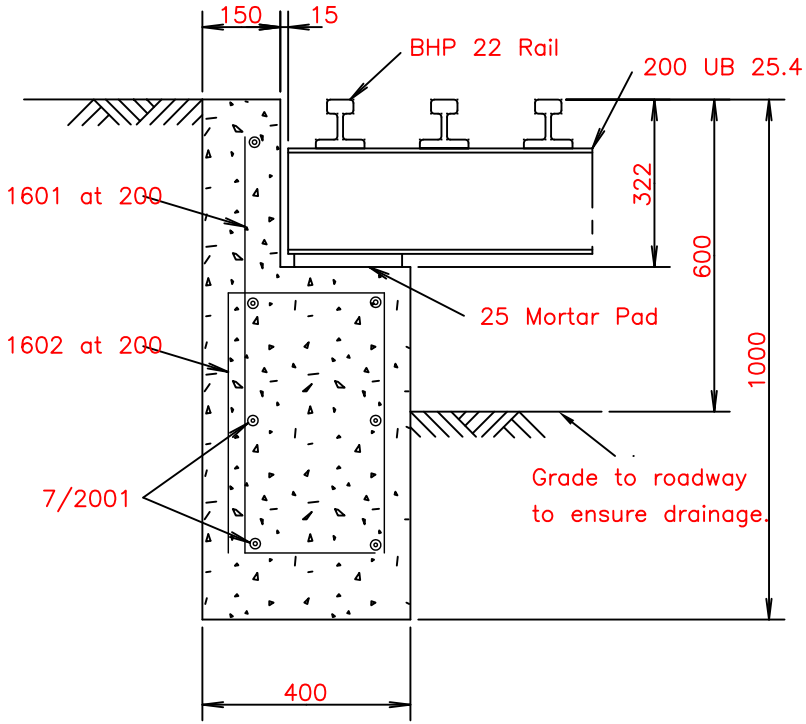

DETAIL A / S-1

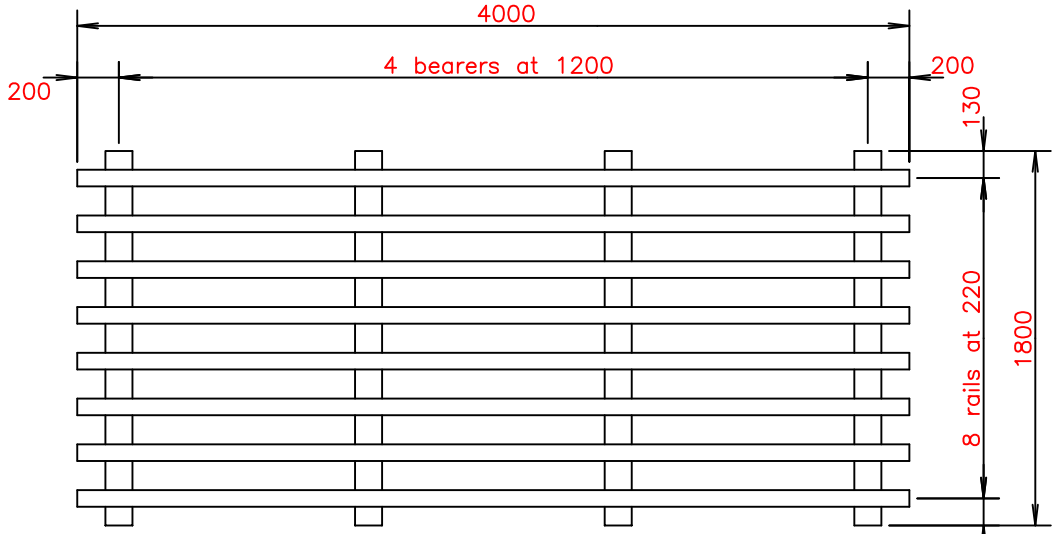

GRID FRAME
2 Required

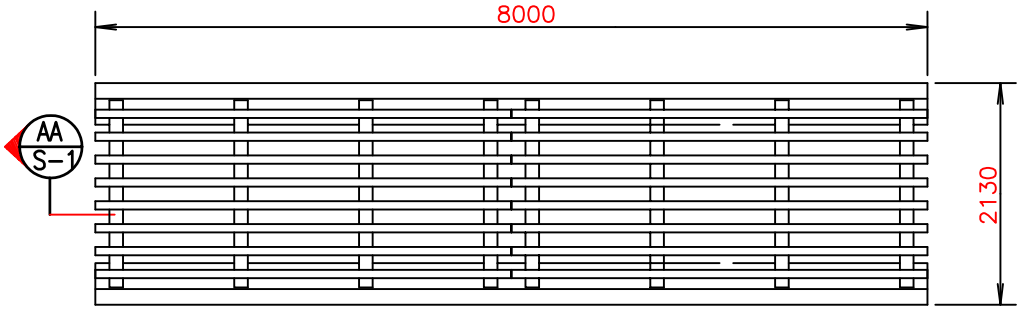

PLAN

Mark	No.	Shape
1601	80	300, 800
1602	80	300, 500
2001	14	7900

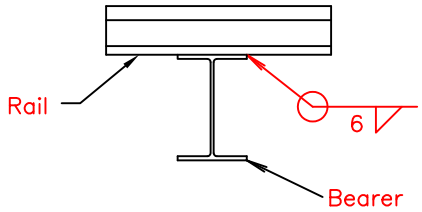

WELDING DETAIL
Typical all rails

NOTES
1. Concrete grade N20.
2. 50 cover min. for reinforcement

No.	AMENDMENTS	CHECKED	DATE	APPROVED

DRAFTING		DESIGN	
DRAWN DCG	DATE MAR 95	DESIGNED BCF	DATE FEB 95
CHECKED D GREGS	DATE	RECOMMENDED/CHECKED D PEARCE	DATE 12/3/98
APPROVED G H FOONG	DATE 24/3/98	ACCEPTED	DATE

DEPARTMENT OF INFRASTRUCTURE, ENERGY AND RESOURCES, TASMANIA

CATTLE GRID

FROM LINK No. / DISTANCE | TO LINK No. / DISTANCE
CONTRACT No. | SHEET No.
DRG. No. 3402-19/P2