

# Repair Diary

Make: Ford

Model: Falcon BA

Colour: White

Body: Utility

Year: 10/2006

VIN: 6FPAAAJGSW1235698

## Repairer details

Name: Acme Bodyworks

Address: 121 Midland HWY Bagdad

Phone (03) 62345678

## Owner details

Name: Jeff Citizen

Address: 10 Town Rd Granton

Phone: (03) 62 334567

Repairs commenced: 20 / 10 / 2012

Repairs completed: 12 / 04 / 2013

I ..... Jeff Citizen ..... certify that the contents contained  
in this diary are true and correct


..... Jeff Citizen .....  
Signature

..... 24 / 4 / 13 .....  
Date

Receipt of purchase and photo of damaged vehicle recorded on the front page of this diary

Receipt of purchase

002346



Tasmanian Auction Houses P/L  
101-Next St OLD TOWN TAS 7111

ACN: 009 544 111 → ABN: 32 999 444 501  
Telephone: (03) 6234 3450 Fax: (03) 6234 3211

---

Tax invoice number: 01234567

Receipt of purchase

Sold to: John Citizen  
Address: 10 Town Rd Granton

Item:  
One repairable written off white 2006 BA Ford Falcon utility VIN: 6FPAAJGSW123569

Purchase price: \$3,500.00

Signed: J. J. J. J. J.  
Dated: 14 October 2013

Photo of damaged vehicle

Photo of damaged white Ford Falcon utility with body damage to front and left rear

Photo has auction house identification markings

## **Repairs to vehicle recorded on the front page of this diary**

### **Remove and refit:**

Front bumper bar, head lights, bonnet, right and left guards and liners, radiator and air-conditioning condenser.

Rear tray, tailgate, bumper bar and tray liner.

### **Repairs:**

Utility was placed on bench to check for any misalignment of under body.

Left hand front skirt was repaired as well as the rear guard support braces.

Removal of parts to be replaced included, radiator support panel and rear quarter panel. These were welded in position using a spot welding machine and mig welding where needed.

### **Parts:**

Bonnet RH guard, R/H headlight, LH guard, L/H headlight, front bumper cover, front bumper bar re-enforcement, R/H quarter panel, R/H taillight, R/H rear bumper cover. Radiator support panel and headlight panels. All parts used were new.

### **Paint:**

Bonnet, RH guard, LH guard, front bumper cover, R/H quarter panel, R/H rear bumper cover. Radiator support and headlight panels

## Photos

### Removal

Tray liner removed

Photo of tub liner removed

Tail light bumper bar tailgate and left rear quarter removed

Photo of rear of Ford Falcon utility with bumper bar, tailgate and rear quarter removed

Front panels removed

Photo of Ford Falcon utility with front panels removed

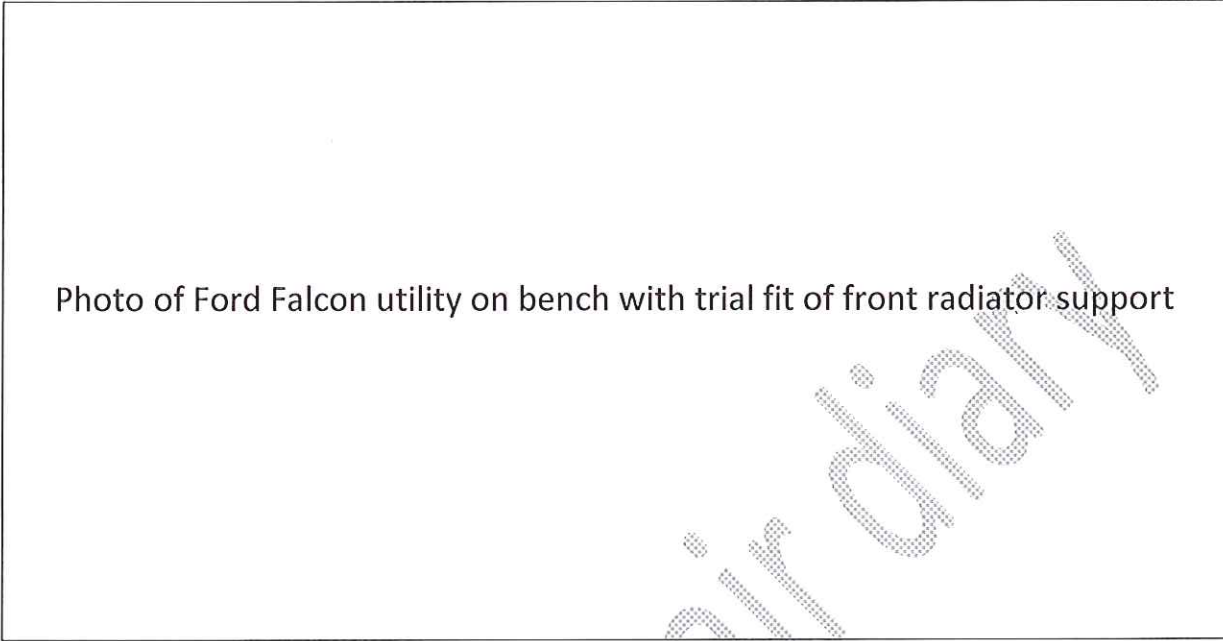
### **Repairs**

Front radiator support removed. Car on bench to realign and fix any under body measurements those are out of alignment

Photo of Ford Falcon utility on bench with front radiator support removed

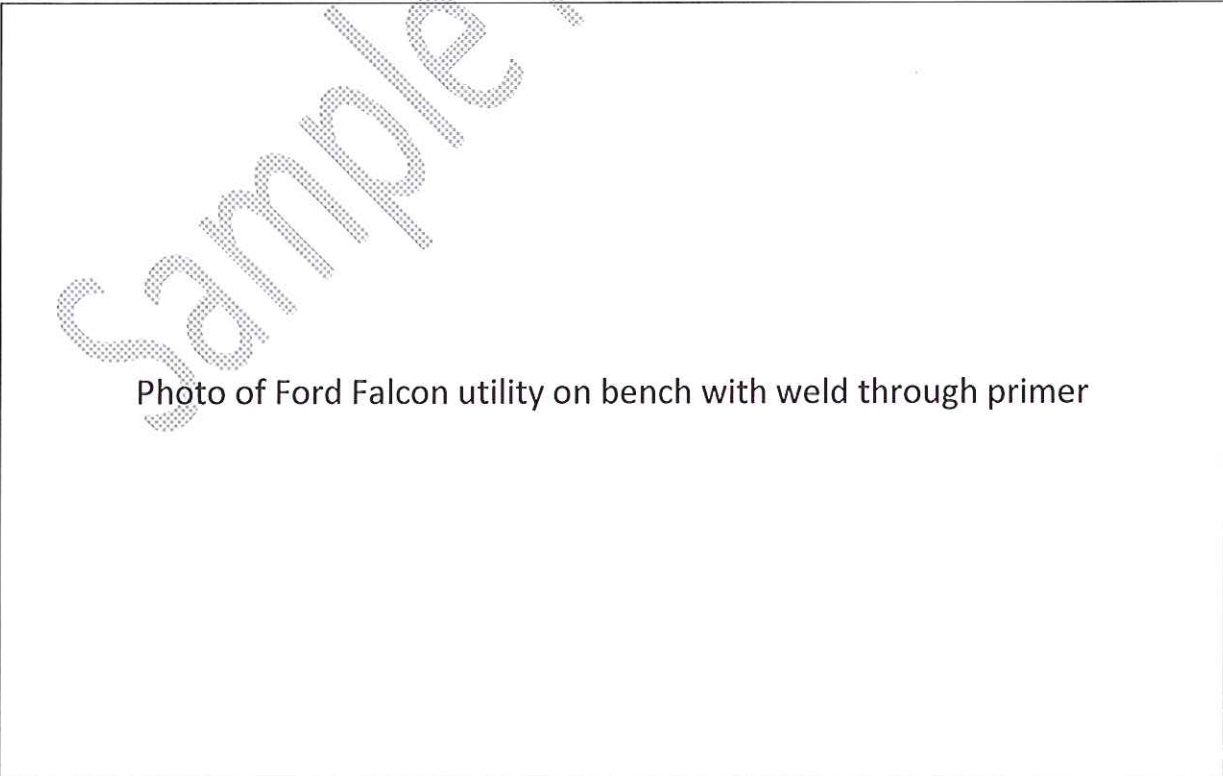
Trial fit of radiator support panel

Photo of Ford Falcon utility on bench with trial fit of front radiator support



Radiator support panel with weld through primer for rust protection

Photo of Ford Falcon utility on bench with weld through primer





Spot welded panel same number replaced as original.

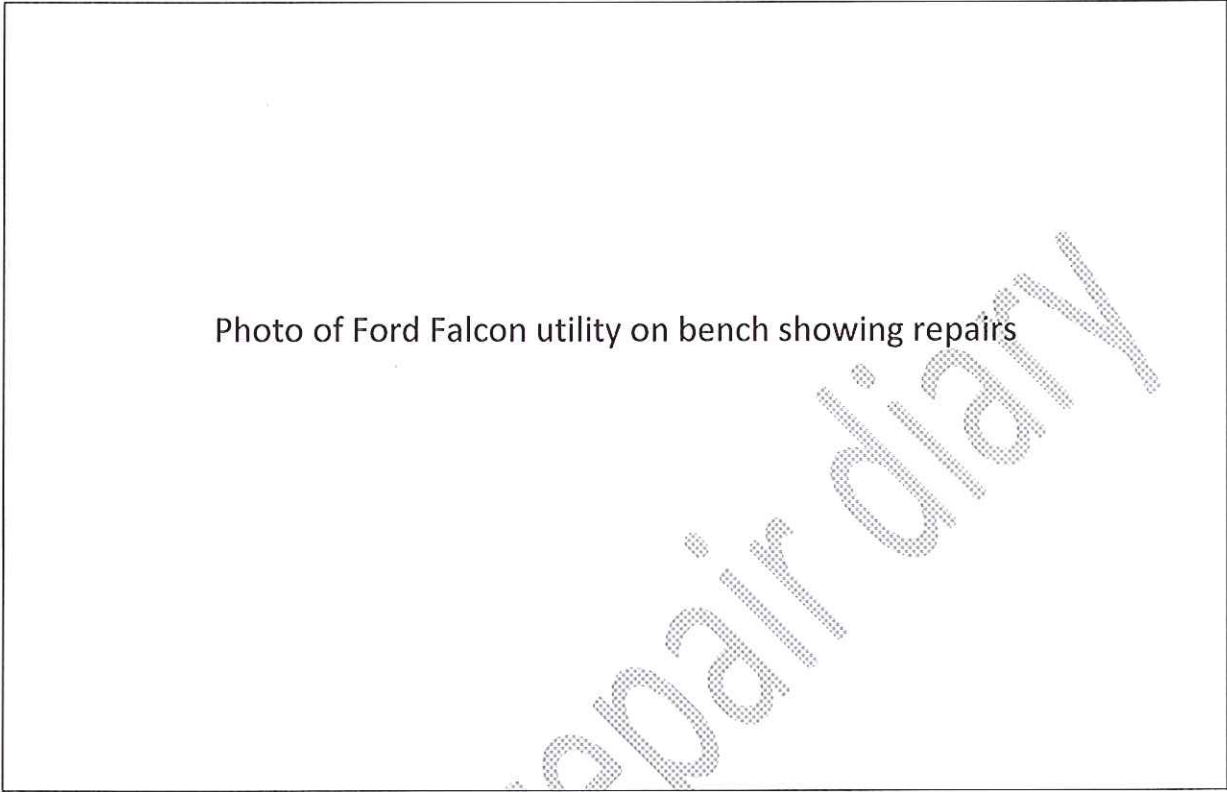
Photo of Ford Falcon utility on bench showing repairs

Panel welded with same number of spot welds as original

Photo of Ford Falcon utility on bench showing repairs

### Spot welded panels

Photo of Ford Falcon utility on bench showing repairs



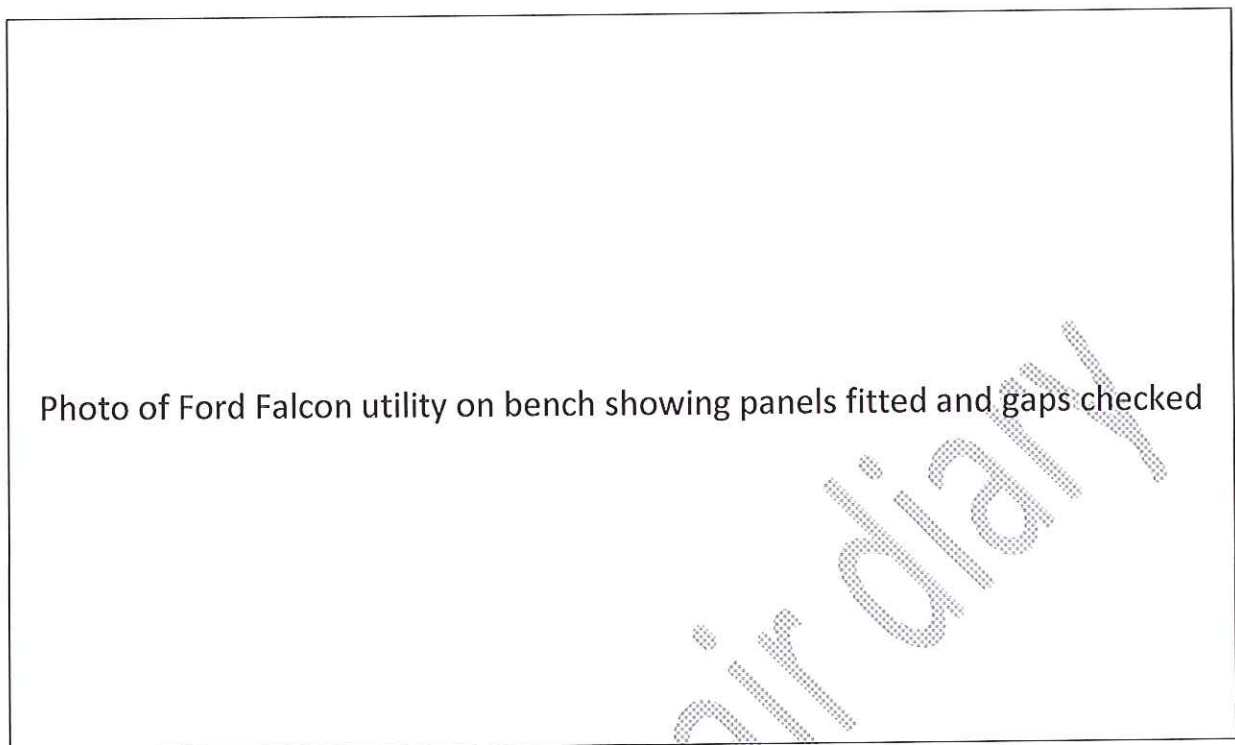
### Trial fitting of body panels

Photo of Ford Falcon utility on bench showing trial fitting of body panels

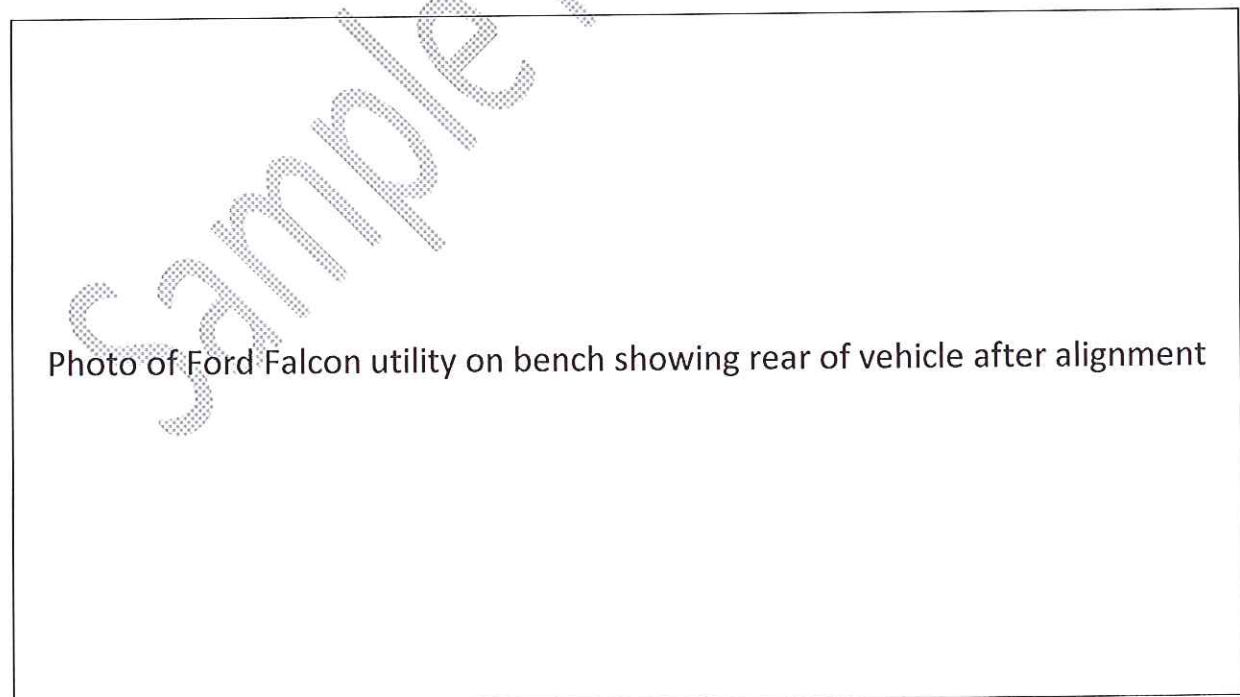




Gaps checked

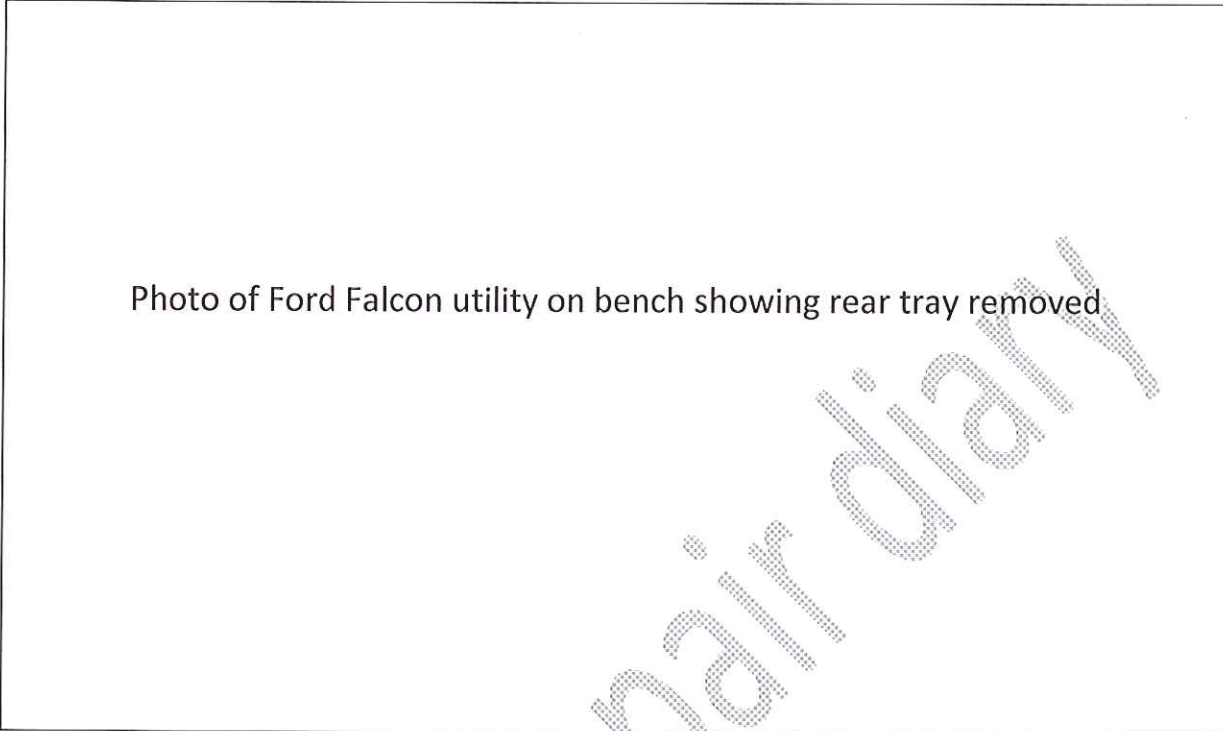


Rear quarter panel replacement after alignment



Tray removed to access all spot welds

Photo of Ford Falcon utility on bench showing rear tray removed



Panel removed and parts prepared for replacing and aligning

Photo of Ford Falcon utility showing rear tray



Weld areas prepared

Photo of Ford Falcon utility showing weld areas prepared for welding of tray



Welding primer added for rust protection before panel is fitted

Photo of Ford Falcon utility frame repaired and welding primer added



## New rear panel parts

Photo of new panel parts

A large rectangular box intended for a photograph of the new rear panel parts. A diagonal watermark reading "Sample repair diary" is visible across the page.

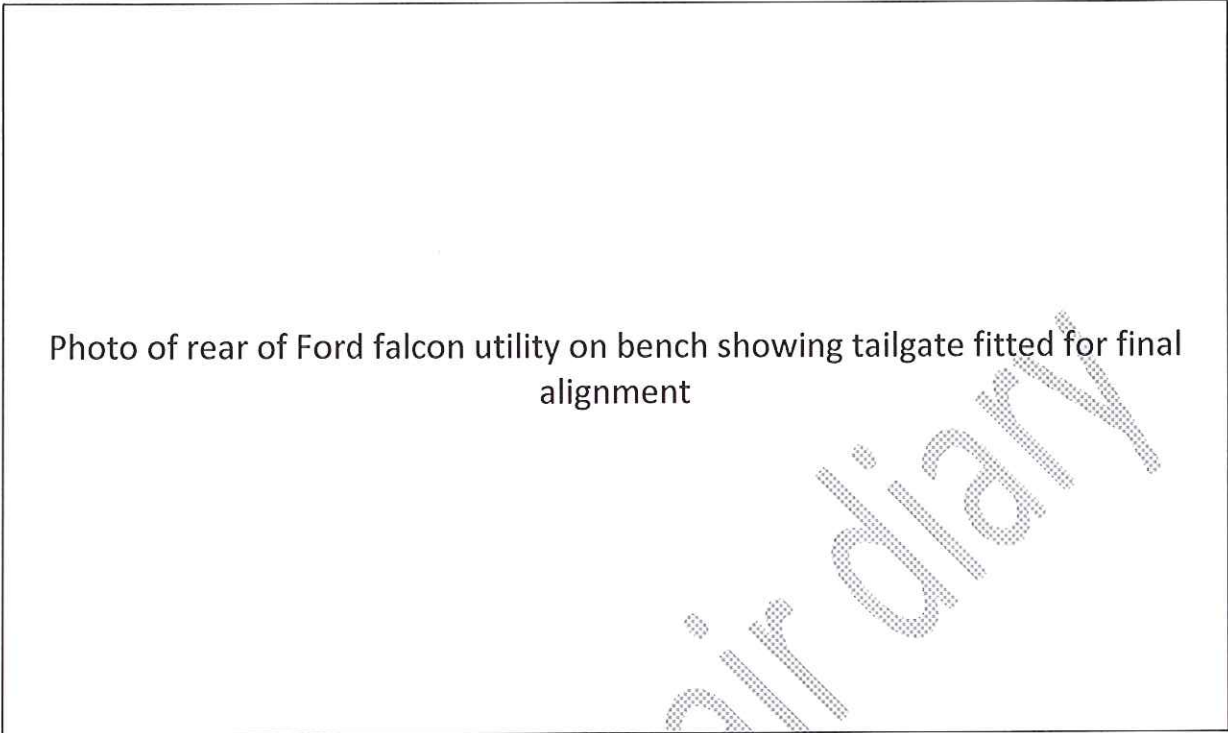
Trial fitting of panel and tray making sure all gaps are even. Check with trammel for correct measurements.

Photo of Ford Falcon utility with new panel fitted to left side of tray

A large rectangular box intended for a photograph of a Ford Falcon utility vehicle with the new panel fitted to the left side of the tray. A diagonal watermark reading "Sample repair diary" is visible across the page.

Tailgate fitted and checked for final alignment

Photo of rear of Ford falcon utility on bench showing tailgate fitted for final alignment



Welding on of panel

Photo of Ford Falcon utility showing left rear panel affixed to tray body



Panel welded and ready for painting

Photo of Ford Falcon utility showing left rear panel affixed to tray body

Painted rear quarter

Photo of Ford Falcon utility from the rear showing panels painted



Painted ready for fitting up

Photo of Ford Falcon utility from the rear showing panels painted and ready for fitting up

Parts fitted

Photo of Ford Falcon utility from the rear showing all parts fitted

Front panels painted and radiator fitted

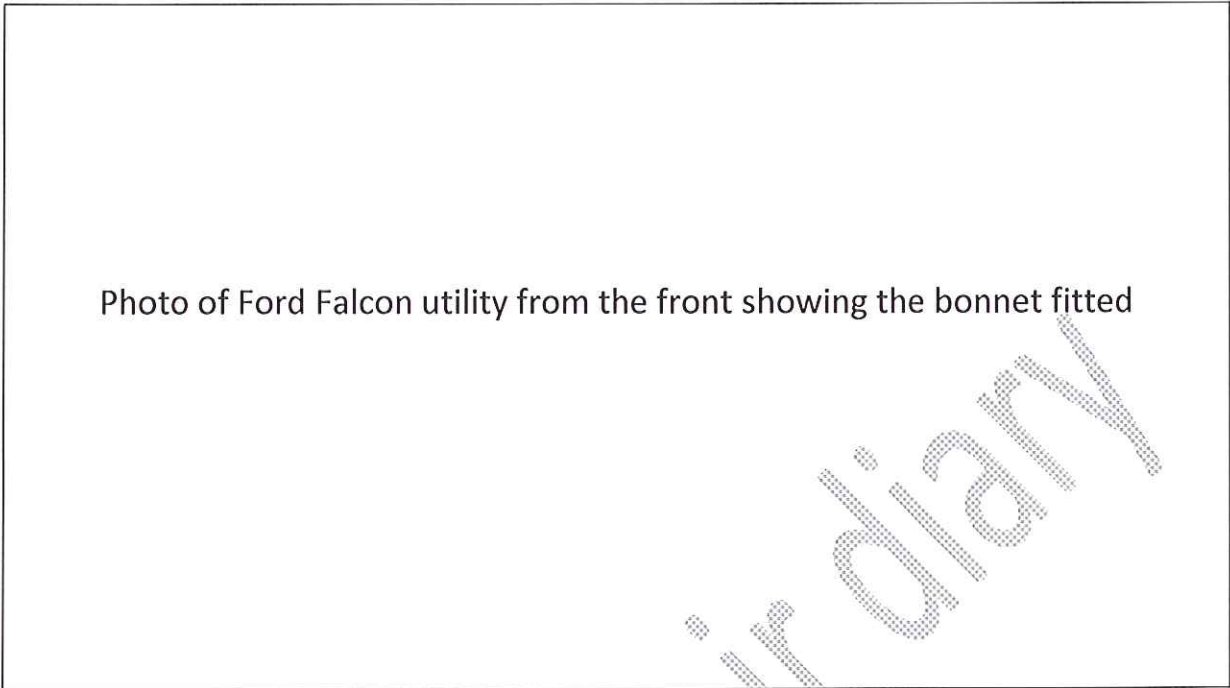
Photo of Ford Falcon utility from the front showing painted front panels fitted and painted

Panels fitted after painting

Photo of Ford Falcon utility from the front showing painted guard fitted

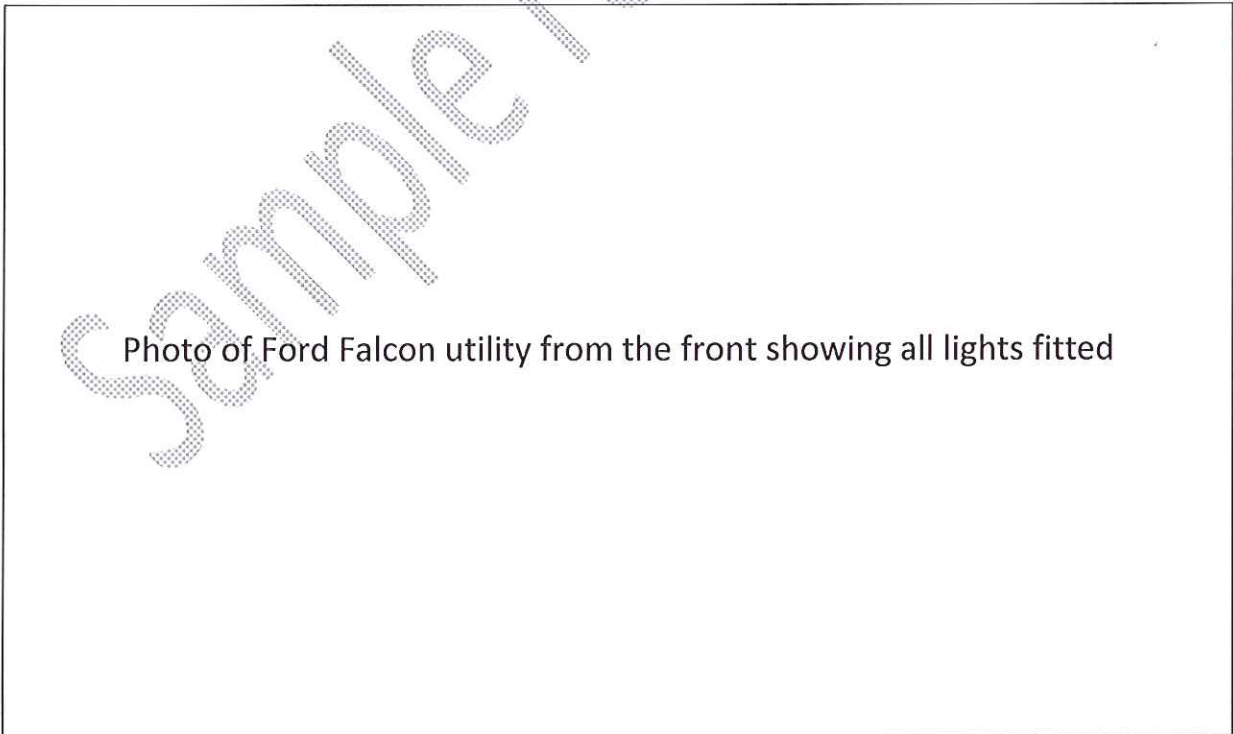
Bonnet fitted

Photo of Ford Falcon utility from the front showing the bonnet fitted



Lights in and checked for operation

Photo of Ford Falcon utility from the front showing all lights fitted



Bar on and final checking of gaps

Photo of Ford Falcon utility from the front showing bumper bar fitted and final check for gaps

Completed job

Photo of Ford Falcon utility with all repairs completed

## Receipts

### Receipt for purchase of parts



0112233



Ford Parts P/L

24 Next St Old Town TAS 7111

ACN:009 544 201 → ABN:32 899 444 101  
Telephone (03) 6234 3450 Fax: (03) 6234 3211

Tax invoice number: 01234567

Sold to: Acme Bodyworks  
Address: 121 Midlands Hwy Bagdad  
Order No: 12333  
Date: 21 October 2012

| Parts →                           | → | → | → | → | → | → | QTY → | → | → | Price     |
|-----------------------------------|---|---|---|---|---|---|-------|---|---|-----------|
| Bonnet →                          | → | → | → | → | → | → | 1 →   | → | → | \$xxx     |
| RH guard →                        | → | → | → | → | → | → | 1 →   | → | → | \$xxx     |
| R/H headlight →                   | → | → | → | → | → | → | 1 →   | → | → | \$xxx     |
| LH guard →                        | → | → | → | → | → | → | 1 →   | → | → | \$xxx     |
| L/H headlight →                   | → | → | → | → | → | → | 1 →   | → | → | \$xxx     |
| Front bumper cover →              | → | → | → | → | → | → | 1 →   | → | → | \$xxx     |
| Front bumper bar re-enforcement → | → | → | → | → | → | → | 1 →   | → | → | \$xxx     |
| R/H quarter panel →               | → | → | → | → | → | → | 1 →   | → | → | \$xxx     |
| R/H taillight →                   | → | → | → | → | → | → | 1 →   | → | → | \$xxx     |
| R/H rear bumper cover →           | → | → | → | → | → | → | 1 →   | → | → | \$xxx     |
| Radiator support panel →          | → | → | → | → | → | → | 1 →   | → | → | \$xxx     |
| Headlight panels →                | → | → | → | → | → | → | 2 →   | → | → | \$xxx     |
| Total price including GST →       | → | → | → | → | → | → | →     | → | → | \$xxxx.xx |

Terms and conditions

Payable within 7 days  
Deliver to 121 Midlands Hwy Bagdad

## Receipt for paint/fillers etc

0112233



Painter Parts P/L

231 Next St Old Town TAS 7111

ACN:009-141-201 → ABN:32-899-121-101  
Telephone:(03)-6234-34501 Fax:(03)-6234-3212

Tax invoice number: 012453

Sold to: Acme Bodyworks  
Address: 121 Midlands Hwy Bagdad  
Order No: 1235  
Date: 11 March 2013

| Parts →                            | → | → | → | → | → | → | → | QTY → | → | → | Price     |
|------------------------------------|---|---|---|---|---|---|---|-------|---|---|-----------|
| 4 litres two pack Atlantic white → | → | → | → | → | → | → | → | →     | → | → | \$xxx     |
| 4 litres primer →                  | → | → | → | → | → | → | → | →     | → | → | \$xxx     |
| 2 litres body filler →             | → | → | → | → | → | → | → | →     | → | → | \$xxx     |
| 4 litres Acrylic thinner →         | → | → | → | → | → | → | → | →     | → | → | \$xxx     |
| Total price including GST →        | → | → | → | → | → | → | → | →     | → | → | \$xxxx.xx |

Terms and conditions

Payable within 7 days  
Deliver to: 121 Midlands Hwy Bagdad



## Receipt repairs to vehicle

1546



Acme Bodyworks P/L  
121 Midlands Hwy Bagdad 7112

ACN:009-211-201 → ABN:32-899-111-101  
Telephone (03) 6234-3450 Fax: (03) 6234-3211

Tax invoice number: 01234567

Owner: John Citizen  
Address: 10 Town Rd Granton  
Phone number: 0411-357-111  
Date: 24 April 2012

### Repairs to 2006 Ford falcon utility

#### Remove and refit:

Damage on front of vehicle involved removing front bumper bar, head lights, bonnet, right and left guards and liners, radiator and air conditioning condenser.

Damage on rear meant that rear tray needed to be removed, tailgate, bumper bar and tray liner to complete the repairs.

#### Repairs:

Utility was placed on bench to check for any misalignment of under body.

Left hand front skirt was repaired as well as the rear guard support braces.

Removal of parts to be replaced included, radiator support panel and rear quarter panel. These were welded in position using a spot welding machine and mig welding where needed.

#### Parts:

Bonnet, RH guard, R/H headlight, LH guard, L/H headlight, front bumper cover, front bumper bar reinforcement, R/H quarter panel, R/H taillight, R/H rear bumper cover. Radiator support panel and headlight panels. All parts used are new.

#### Paint:

Bonnet, RH guard, LH guard, front bumper cover, R/H quarter panel, R/H rear bumper cover. Radiator support and headlight panels

#### Terms and conditions

Payable within 7 days