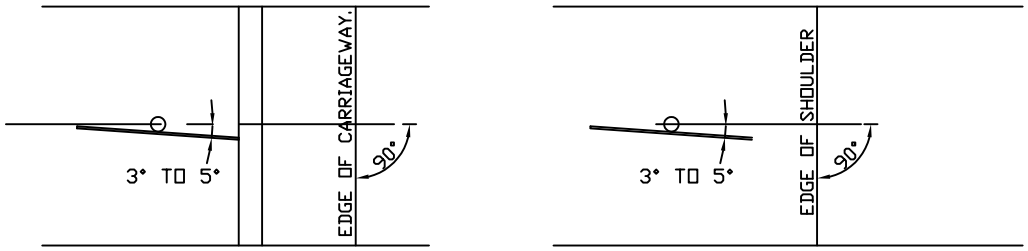

PLAN

NOTE: FOR ONE WAY SIGNS
I.E. R2-1 SIGN IS OFFSET 3° TO 5° FROM THE PLANE PARALLEL TO THE CARRIAGEWAY.

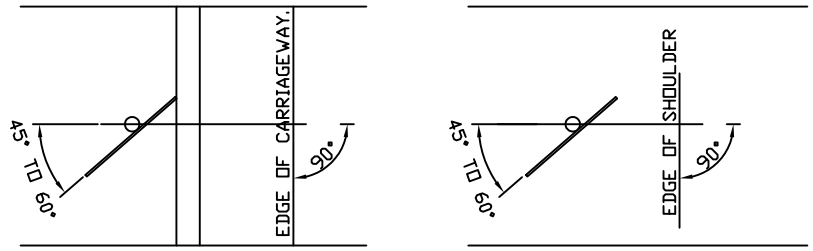

PLAN

NOTE: FOR ALL SIGNS:-
POST SLEEVES MUST UNDER NO CIRCUMSTANCE PROTRUDE ABOVE THE FOOTPATH SURFACE.
FOR FOOTING DETAILS REFER TO DWG. 3403-9/P22.

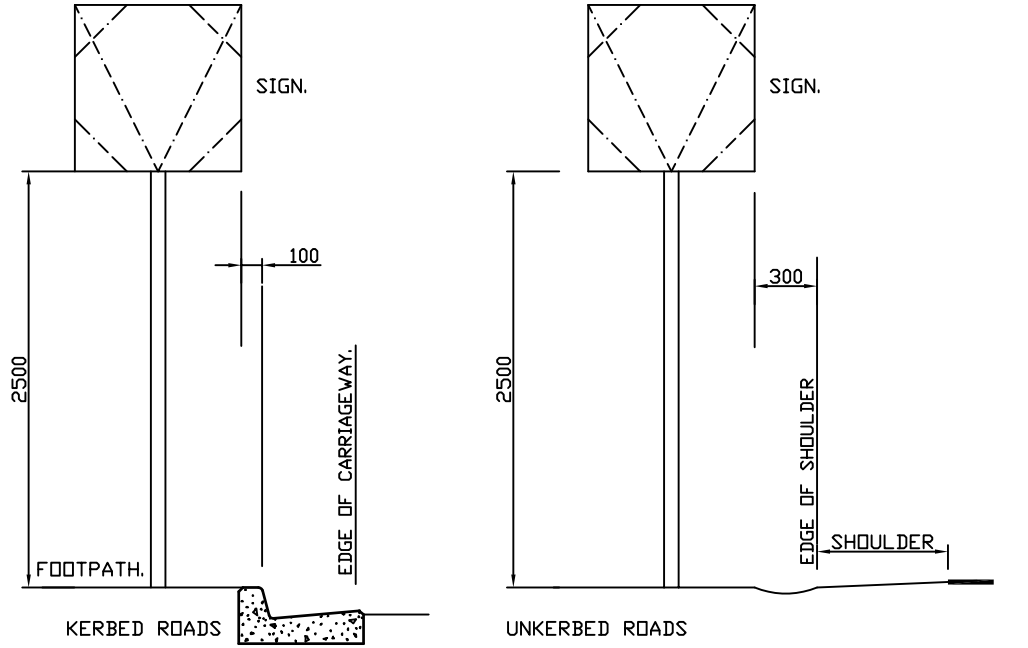

ELEVATION

FOR ALL SMALL REGULATORY, WARNING AND TRAFFIC INSTRUCTION SIGNS OTHER THAN PARKING SERIES

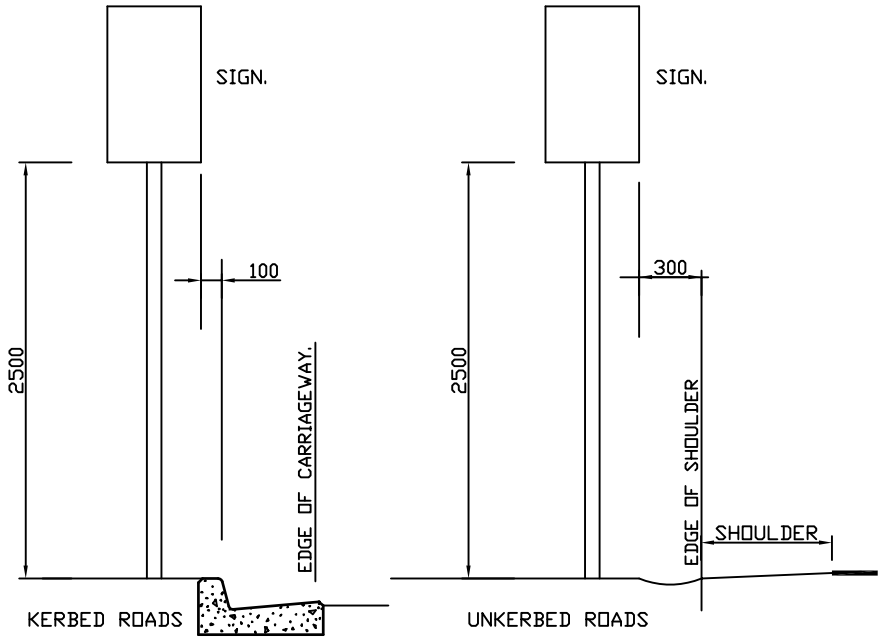

ELEVATION

SIGNS PROHIBITING OR REGULATING PARKING.

No.	AMENDMENTS	CHECKED	DATE	APPROVED
	SIGN SKEW CORRECTED		22/6/83	DAW

DRAFTING		DESIGN	
DRAWN	DATE	DESIGNED W.WHENN	DATE NOV 82
CHECKED	DATE	RECOMMENDED/CHECKED E. BRADFORD	DATE 23/12/82
APPROVED	DATE	ACCEPTED D. WHARMBY	DATE 5/1/83

DEPARTMENT OF INFRASTRUCTURE, ENERGY AND RESOURCES, TASMANIA

LOCATION DETAILS
SMALL ROADSIDE MOUNTED SIGNS–URBAN

FROM LINK No. / DISTANCE	TO LINK No. / DISTANCE
CONTRACT No.	SHEET No.
DRG. No. 3403–9/P26–1	